

REVIVAL
PREPARATION
MANUAL



PRACTICAL SUGGESTIONS FOR
PLANNING A REVIVAL
IN YOUR CHURCH

© 2009, North American Mission Board of the Southern Baptist Convention,
Alpharetta, Georgia.

All rights reserved. No part of this publication may be reproduced in any form
without the prior written permission of the publisher.

All inquiries should be addressed to:
Permissions, North American Mission Board
4200 North Point Pkwy.
Alpharetta, GA 30022-4176
or send to permissions@namb.net.

REVIVAL PREPARATION MANUAL

PRACTICAL SUGGESTIONS FOR
PLANNING A REVIVAL IN YOUR CHURCH

Introduction	A User’s Guide to This Manual	5
Chapter 1	Real Revival	7
Chapter 2	The State of Church Revivals Today.....	13
Chapter 3	Preparation for Revival Meetings	15
Chapter 4	The Role of the Pastor.....	23
Chapter 5	What the Revival Team Should Expect from Your Church.....	27
Chapter 6	What Your Church Should Expect from the Revival Team.....	29
Chapter 7	Basic Steps	31
Chapter 8	Preparation Through Leadership	37
Chapter 9	Revival Countdown Checklist	39
Chapter 10	The Revival Budget	43
Chapter 11	General Suggestions	45
Chapter 12	Spiritual Preparation Ministry Team.....	47
Chapter 13	Publicity Ministry Team.....	51
Chapter 14	Attendance Ministry Team.....	57
Chapter 15	Music Ministry Team.....	63
Chapter 16	Ushers Ministry Team	67
Chapter 17	Hospitality Ministry Team	69
Chapter 18	Visitation Ministry Team.....	71
Chapter 19	Special Events Ministry Team	75
Chapter 20	Decision Counseling Ministry Team.....	79
Chapter 21	Church Health—A Key to Revival.....	83
Chapter 22	Methods of Praying for Revival	87
Chapter 23	Getting Ready for Revival	89
Chapter 24	Prospecting Ain’t Just for Gold Miners	93
Chapter 25	Nine Ways to Promote Your Church Revival That Are Absolutely Free (or Are Very Easy on the Budget)	99
Chapter 26	Publicity, Promotion, and Enlistment—There IS a Difference	101
Chapter 27	Don’t Forget the Youth.....	105
Chapter 28	Calling People to Christ—The Invitation	109
Chapter 29	Counseling Those Who Make Decisions	113
Chapter 30	Let’s Follow a Biblical Plan for Follow-Up.....	115
Resources	119



A User's Guide to this Manual

What is revival?

The word *revival* refers to God's activity in the lives of His followers to call them back to himself. Robert Coleman states that biblically, "The basic idea of revival is always the return of something to its true nature and purpose," (*The Coming World Revival*, Crossway Books, Wheaton, IL p.20). So revival is the process of a believer returning to his/her true nature which is a recognition of and a relationship with the one true God. The word *revival* has also come to refer to a church campaign or series of meetings. These meetings serve as an arena for God to work in the lives of believers who have fallen away from their First Love. As Christians respond to God's call, they are then encouraged to reach their family and acquaintances.

In short, true revival is God's interaction with His people in order to energize them spiritually. Only after this can the evangelism portion of the revival meeting truly impact the lost for Christ.

If the church were living with passion for God—as seen in the book of Acts—believers would not need revival meetings. Revival is God's work to bring the church back to Himself. This workbook is designed to help churches plan effective revival meetings. It is dedicated to helping churches catch that vision for reviving those who already know Christ and empowering them to be soul winners to their peers, friends, and neighbors.

Revival meetings are changing in exciting ways!

Why do we need another revival manual?

First, the basic tenet of Christianity is very easy to understand—a soul who dies without a personal relationship with Jesus Christ will spend eternity in hell. Second, because the gospel can always be conveyed through new, fresh, and exciting methods.

Sometimes believers become too focused on the short-term effects of a revival, though the long-term, eternal results are far more important. To the outside observer a church revival ends after a few days or weeks of evangelistic fervor. The result, however, is that lives are changed and believers are empowered to reach out to others—lasting even decades later. Satan would prefer that individuals look only at the end of a series of revival meetings, rather than the new beginning that was launched in scores of lives.

This manual does not pretend to condense all the wisdom of the ages about revival and revival meetings. This manual is more of a toolkit than the final word. Choose the material that applies to your unique situation and feel free to experiment. Be creative and attempt great things for the Lord!

Introduction – A User’s Guide to this Manual

Please note that there are real world news accounts from the Baptist Press—signified by *BP*— of revival included about how God has manifested Himself throughout the past several years. These case studies are included to show how God operates in a variety of situations across the evangelical spectrum.

Read these accounts in order to understand how to incorporate these strategies in your setting. Then, answer the questions that accompany each news story and see if God is leading you to consider a similar approach.

Similar question-and-answer exercises are scattered throughout this material where appropriate. These exercises are designed to guide you in formulating a strategy for your unique situation.

We pray that this material will inspire you as you follow God in obedience and launch a great movement of God among your people.

Having a revival does not mean planning a meeting and expecting God to show up and bless your efforts. God does not work that way. What it does mean is that you will develop a greater sensitivity to God’s work in your community and discover how to awaken your church to view the lost in an entirely new light.

This material did not come from one source, but was compiled from several Southern Baptist leaders in the field of evangelism—NAMB evangelism leaders, state leaders, pastors, and fulltime evangelists contributed to this manual. God has revealed Himself in different ways to different people in order to expand His Kingdom on earth.


Before any church enters a revival it should fervently seek God. Perhaps as much as six months of focused, intense prayer should precede the most basic revival planning. Evaluate what role prayer plays in the life of your church.

Time Out!

Who are three individuals that I could share this vision of real revival for our church with and who could begin to be prayer intercessors with me in this venture?

When was the last time God brought a spirit of revival to our church?

Real Revival



North America could be just one Bob or Brenda away from revival. Just as God used Jonah in the Old Testament to spawn revival in Nineveh, somewhere in the United States or Canada there could be an unchurched man or woman whose conversion could bring about a mighty work of God.

Could a national revival begin in your church?

What is evangelism?

Volumes have been written to explain the nature and justification for evangelism, but the entire concept can be reduced to one sentence.

Being evangelistic means simply and lovingly clarifying the gospel message and giving the hearer an opportunity to respond.

“God is doing amazing things through harvest events. Harvest events intersect people’s lives right where they are with the Gospel. The impact stretches far beyond the events themselves. They are great occasions for the church to refocus on its calling to fulfill the Great Commission. Harvest events allow believers opportunities to intentionally share Jesus with the lost people in their community.”

– Sammy Gilbreath, Evangelism Director
Alabama Baptist Convention

“One of the crucial, primary principles of revival is that it never starts with the masses. It always starts with one or a few believers who are ignited by the Holy Spirit; only then does it spread to the masses.”

– Malcolm McDow, Professor of Evangelism Southwestern
Baptist Theological Seminary

Churches are rediscovering the tool of revival evangelism. Rather than being their only evangelistic emphasis for the year, it should be one of several evangelism tools in their toolbox that they use to reach their community.

Chapter 1 – Real Revival

Why revival?

Why revival? Because we need it.

The lostness of North America is evidenced every day in the headlines of its newspapers. The rising rates of murder and abortion and the breakdown in family values bear testimony to how badly North America needs revival and spiritual awakening. Consider this:

- In the year 2007, more than 9,000 Southern Baptist Convention (SBC) congregations reported no baptisms for the entire 12-month period.
- Nearly 70 percent of all SBC churches, and 85 percent of all churches in the United States, have plateaued or are declining.

This falling away from God, however, is not just limited to North America. The entire world needs the saving knowledge of Jesus Christ.

The terrorist attacks of September 11, 2001 underscore the total depravity of humanity worldwide. The attacks may have been directed at the United States, but all nations have since come to realize the danger that awaits if terrorist factions are not stopped. If the terrorists are left unchecked they will attempt to eliminate Christianity from the face of the earth. Believers must pray—not only for the lost in our communities, but for those who see themselves as our enemies. They need to know Christ in a real and meaningful way.

The senseless murder of three Southern Baptist medical missionaries in Yemen in 2002 underscores the seriousness of this problem. In addressing these murders by Islamic fundamentalists, former SBC President Jack Graham said that they “are a stark reminder that the war on terrorism is a war between Christians and the forces of evil, by whatever name they choose to use. The ultimate terrorist is Satan. It brings the reality of sin and evil very close to home that evil forces, even in the name of religion, are at work in the world.”

What does the murder of missionaries 6,000 miles from your community have to do with revival in your church? The answer is simple. God is waiting to call out individuals from among those who do not yet know Him—the bakers and bankers, mechanics and school teachers who need to know Him in His fullness and grace. Attending your church’s revival could be the first step they take on the road to full-time mission service, filling the shoes of those who will be retiring—or martyred—in years to come.

Believers across the United States and Canada must pray for a spiritual awakening such as this generation has never seen. Will you commit will to join us on this life-changing adventure?

Time Out!

How many revivals did our church sponsor last year? How many rededications did we have?

How many people accepted Christ? How many of those new believers are now being mentored?

Reality Check

In the year 2007 more than 9,000 Southern Baptist congregations reported no baptisms for the entire 12-month period.

Based on the above statistic, for 52 consecutive weeks:

- If two sermons were preached each Sunday then 936,000 sermons would have been preached during that timeframe.
- If three songs were sung in the morning and three in the evening worship services then 2,808,000 songs would have been sung during the year.
- If each congregation collected a minimum of \$500 in offerings on each Sunday then there would have been \$234,000,000 brought into the storehouse.

All of this activity and worship, however, did not result in one soul being saved. This is truly a tragedy.

Revival comes by the hand of God, not through acts of man.

Why didn't the terrorist attacks of September 11, 2001 bring about a national revival? For a few Sundays America's churches were filled to capacity as traumatized individuals reevaluated their spirituality. Suddenly, everyone became conscious of their own mortality. The momentum did not last, however, and the crowds melted away as quickly as they had appeared.

Although nearly half the population said faith was critical to helping them respond to the terrorist attacks of September 11, a poll by the Barna Research Group suggests that people's religious beliefs and practices did not change in the following year.

The survey also found that barely half of the nation's churches attempted to address the attacks in any way. Only one in four adults who attend Christian churches said that their church had engaged in specific prayer regarding the attacks. Even fewer said that their church had sermons or other teachings related to the attacks.

"None of the agents of influence [churches] seemed bent on seizing the attacks as a teaching moment or as a time to ignite deeper self-examination among Americans," said George Barna of the California-based research organization. "For the most part, our response to the attacks has been to restore continuity and comfort as quickly as possible, without much energy devoted to moral, spiritual or emotional growth."

Malcolm McDow of Southwestern Baptist Theological Seminary, one of Southern Baptists' preeminent authorities on spiritual awakening, says traumatic events such as the terrorist attacks, the bombing of Pearl Harbor, and the Great Depression "have never been catalysts for revival. . . . But real, lasting spiritual awakening only comes when God's people get serious with Him—when they lay everything on the altar and allow Him to exercise His sovereignty in their lives. When that happens, God begins to work.

Chapter 1 – Real Revival

Time Out!

What can I do to help bring about a spirit of revival in our church?

Reality Check: The Good News and the Bad News About Revivals

Current revival statistics are not available for the entire Southern Baptist Convention (SBC), but a look at one state convention may shed some light on the overall health of the denomination.

In 2001 the Georgia Baptist Convention—one of the oldest conventions in the denomination, located in the heavily churching Bible Belt—asked its congregations to report their revival participation. Churches responding to the Annual Church Profile for that year reported the following information.

The good news is that a majority of churches, or 58 percent, conducted a revival. Those 1,792 churches conducted 2,409 revivals in 2001. Of those 1,792 churches:

- Fifty-eight percent, or 1,159, reported no professions of faith.
- Only 25 percent, or 443, reported between one and five professions.
- Only 5 percent, or 87, reported between six and ten professions.
- Sixty-six percent, or 1,173, reported no rededications.
- Only 15 percent, or 261, reported between one and five rededications.
- Only 11 percent reported six or more professions of faith.

There are those who argue that this is proof that revivals are no longer effective. In reality, the revivals were most likely ineffective because there was little to no preparation.

However, the statistics above are still better than those of the 42 percent of Georgia Baptist churches that conducted no revivals in 2001. The baptism-to-member ratio of churches conducting no revival services was one baptism per 36 members. Of the churches conducting revivals the baptism-to-member ratio was one to 24! Planning a seemingly ineffective revival meeting is better than planning no revival at all.

The ratio for churches doing minimal revival preparation prior to their meetings is one to 19. This proves that the tool of revival evangelism still works, but only if churches prepare and utilize this tool effectively.

Without forcing the hand of God, what can Christians do to be instruments of revival?

“Revival begins with me.”

Malcolm McDow stresses that simple sentence is at the root of all revivals and great awakenings. Revival does not depend on others getting right with God—it depends on each individual accepting responsibility for having a right relationship with Christ.

McDow stresses that God cannot be manipulated into bringing about a revival or spiritual awakening. However, there are general guidelines each Christian can live by in order to please Him. Here are five guidelines that Christians can practice to help set the stage for a genuine revival.

1. Recognize your need for personal revival.
2. Repent of your sins and sinful habits. There can be no secret idols in your heart that are off limits to God.
3. Request the Holy Spirit to fill you for revival.
4. Receive the filling of the Holy Spirit. You can ask for His fullness all day, but you have to be willing to receive it by complete surrender of your will to God.
5. You have to be totally reliant on God, which comes through faith.

McDow says these five points should sound familiar because they are the same way that individuals first come to faith in Christ.

Chapter 1 – Real Revival

Real World Examples of God at Work—Could it Happen in Your Church?

Unanticipated revival stirs Arkansas church to commitment

JONESBORO, Ark. (BP)—What began as a traditional Sunday worship service at North Main Church in Jonesboro ended with 21 church members making a profession of faith.

“It was like the top came off the church and God came in,” said Shelia Woznick, who was among those who committed their life to Christ in that service.

The service on Sunday, July 25, was not centered on a special emphasis, nor did it feature a guest speaker. According to the pastor of the church, the revival experience was simply an “outpouring of the Holy Spirit.”

“The flood gates of heaven opened,” said the pastor. “There was never a dull moment. There was no begging or pleading. People just came.”

The people that came, however, were not unchurched people. It was the sound technician, the organist, the nursery workers and the Sunday school teachers.

Many of the more than 30 people that have been saved in the past few Sundays were long-standing church members.

This revival among church members began with a profession of faith from Dorothy Hinson. Hinson, a former church secretary and now a nursery worker, came to know the Lord in her home the Sunday night one week prior to the unexpected revival service.

When Hinson shared her salvation experience with the pastor, he asked that she give her testimony during Sunday’s worship service. That testimony combined with a simple salvation message prompted others who had doubts about their salvation.


Hinson said she had no idea her salvation would be the catalyst for a revival.

Looking Deeper

What was unique about the individuals who accepted Christ in this revival?

What was significant about Dorothy Hinson’s conversion?

The State of Church Revivals Today



Reality Check

Nearly 70 percent of all SBC churches and 85 percent of all churches in the United States have plateaued or are declining.

What to call our revival meeting.

Many churches are experimenting with ways to conduct their annual revival emphasis. For example, many have begun scheduling three-night revivals, while a church in Athens, Georgia planned services for one night each week, called “Monday Nights in August.”

Names of the events are changing, also. In some instances the word revival has been replaced with Harvest Festival, Spring Encounter, and Celebration. Whatever you choose to call your event, it will need thorough planning.

The Purpose of Revival Meetings

As you consider planning a time of revival, be clear—through much prayer—about what you are seeking. The church must fully understand and agree about what the Lord is accomplishing through it. The revival should be very evangelistic in emphasis. Here are a few of the purposes of revival:

Revival meetings strengthen active Christians. Revival is a time when churches break free from the ordinary. Every church should have periods when its members can isolate themselves from worldly cares and concentrate on seeking God’s will for their lives and for the church.

Revival meetings are a way of motivating uninvolved church members. Members who do not attend church regularly can be reminded of their commitment to Christ and their need to be involved in His work. Revival meetings offer a change of pace that leads to serious recommitment to the Lordship of Christ. Revival meetings address special needs of the church. They can focus on special needs in areas such as stewardship, family life, or the needs of inactive church members.

Revival meetings focus the church’s energy toward the unsaved. The community will become aware of the church’s concern for those who are unsaved. Every effort is made to bring the unsaved to salvation during this special emphasis.

Revival meetings set a spiritual atmosphere that ripens the harvest. The intensified atmosphere of concern and proclamation establishes a receptive climate for evangelism to take place.

Chapter 2 – The State of Church Revivals Today

Revival meetings are a way to reach the unchurched. Many unsaved people do not care to attend church. A weeknight revival meeting can be a different enough event to be non-threatening to an unsaved person. Visitation leading up to and during the revival meetings should focus on leading the unsaved person to Christ. Special emphases can be planned to attract unreached people to services where they can hear the gospel.

Note that the preceding list moves from internal to external focus. The church should first be revived in order to reach the unsaved. A strong sense of true revival must sweep over the church long before the official revival meeting ever begins.

Real World Examples of God at Work—Could it Happen in Your Church?

More professions of faith recorded during church revival’s second week

WATERTOWN, Tenn. (BP)—Round Lick Baptist Church recently concluded a revival crusade that was “unusual” in several respects.

First, it was a pre-planned, two-week meeting during a time when many revivals are less than a week, said the pastor of the Watertown, Tennessee, church.

The evangelistic team which led the effort—evangelist Ronnie Owens of Tazewell, Tennessee and music evangelists Brent and Erica Murray of Acworth, Georgia—were the same team who led revival services at Round Lick one year earlier. The “harvest” of souls was greater the second time with 51 people accepting Christ compared to 41 a year ago.

Of the 51 people who made public professions of faith this year, 10 times as many of those did it during the second week of revival, the pastor noted, and attendance was higher the second week than on the corresponding nights of the first week.

Also, the service with the most first-time non-Christians during the revival occurred on the final night.

“I believe that these facts shed new light on the need for churches to return to revival meetings in general as an important tool for evangelism,” the pastor said.


He also encouraged longer revival meetings to give God time to warm the hearts of believers and to effectively get the unsaved under the sound of the gospel. “In a day when many have almost given up on these types of evangelistic efforts, saying ‘they no longer work,’ God poured out his blessings in Watertown.”

Looking Deeper

What was unusual about the length of this revival? _____

The harvest of souls was greater the _____ week than the _____ week.

Preparation for Revival Meetings



Planning in the weeks and months before the revival meetings will be critical in order to be ready to bring in the harvest. To ignore careful, prayerful, spiritual, and organizational preparation is to ensure failure.

This manual has been written in anticipation of a national revival among Southern Baptist churches. It is designed to stimulate thought and interaction with the Holy Spirit as you plan and become spiritually prepared. It is a very detailed, week-by-week, planning guideline. Without proper planning, praying, and preparation a revival can produce no harvest.

Three Important Reminders

Three of the most important aspects of a revival are the most simple to implement, but are frequently neglected.

First, research the best time for your revival. Scheduling any meeting in early to mid-April prevents a large number of prospects from attending because they are busy preparing their annual IRS tax returns. Also, if you plan the meetings when high schools are in sports tournaments, you will have far fewer youth.

Second, as soon as your date is set try to enlist a specific evangelist or pastor and music leader for the event. Hopefully, you will be able to reserve their services at least a year in advance. Use speakers and singers with a proven track record in revival and harvest evangelism. Waiting until the last minute will severely limit your choice of evangelists.

Third, involve as many of your church members as possible. As people become involved they will develop a sense of ownership and will want to make the revival a success. They will go out of their way to invite prospects to attend.

Chapter 3 – Preparation for Revival Meetings

How to Use the Revival Plan Book

Read the manual thoroughly and follow these eight steps.

1. Set the date. _____

2. Select and invite the Revival Team at least a year in advance.

Preacher _____

Music Leader _____

3. Organize the congregation.

Spiritual Preparation Ministry Team

Chairperson _____

Address _____

Home Phone _____ Cell Phone _____

E-mail _____

Publicity Ministry Team

Chairperson _____

Address _____

Home Phone _____ Cell Phone _____

E-mail _____

Attendance Ministry Team

Chairperson _____

Address _____

Home Phone _____ Cell Phone _____

E-mail _____

A Campaign for Revival, Renewal, and Evangelism

Music Ministry Team

Chairperson _____

Address _____

Home Phone _____ Cell Phone _____

E-mail _____

Hospitality Ministry Team

Chairperson _____

Address _____

Home Phone _____ Cell Phone _____

E-mail _____

Ushers Ministry Team

Chairperson _____

Address _____

Home Phone _____ Cell Phone _____

E-mail _____

Visitation Ministry Team

Chairperson _____

Address _____

Home Phone _____ Cell Phone _____

E-mail _____

Special Events Ministry Team

Chairperson _____

Address _____

Home Phone _____ Cell Phone _____

E-mail _____

Chapter 3 – Preparation for Revival Meetings

4. Train ministry team members for their duties.

Date _____

Time _____

Place _____

5. Set goals, but don't let goals become limits.

Sunday School attendance _____

Number in choir _____

Number of ushers _____

Number of prayer meetings _____

Number involved in prayer _____

Number of youth involved _____

Revival service attendance _____

Number of professions of faith _____

Number of additions to church _____

6. Initiate plans.

Publicity (List names of those responsible for securing these items.)

Flyers _____

Newspaper ads _____

Radio ads _____

Signs _____

Billboards _____

Other types _____

A Campaign for Revival, Renewal, and Evangelism

Visitation

Date(s) _____

Time(s) _____

Prayer Meeting

Date(s) _____

Time(s) _____

Place(s) _____

Revival emphases or themes

Sunday _____

Monday _____

Tuesday _____

Wednesday _____

Thursday _____

Friday _____

Saturday _____

Sunday _____

7. Maintain the spirit of revival.

Follow-up method _____

People involved _____

Training for follow-up personnel

Date _____

Time _____

Place _____

Chapter 3 – Preparation for Revival Meetings

8. Evaluate the revival.

Were plans and preparations adequate?

List strengths _____

List Weaknesses _____

Did we achieve our goals?

Goals achieved _____

Goals not achieved _____

Why didn't we reach these goals? _____

A Campaign for Revival, Renewal, and Evangelism

Evaluate the follow-up plans.

Excellent Good Fair Poor

List strengths _____

List Weaknesses _____

List observations and suggestions for the next revival.

Remember: You are supposed to read the manual first!

Chapter 3 – Preparation for Revival Meetings

Real World Examples of God at Work—Could it Happen in Your Church?

“God-sized” revival experienced after church of 200 prays, prepares itself

ELKTON, Md. (BP)—A “God-sized” revival fell upon First Baptist Church, Elkton, Maryland, with 93 professions of faith and 30 rededications in services beginning Palm Sunday and culminating Easter Sunday

First Baptist is a small church of about 200 (including the babies), just across the Maryland line from Delaware. Most of the professions of faith were residents in the surrounding area who were not church members. People were saved at each of the services during the revival.

Asked how momentum toward the revival began, said the pastor, “God convicted us that we just weren’t leading people to the Lord. So we sought His face and His will, individually and collectively, and prayed for revival. And we received exceedingly abundantly more than we asked.”

“The planning and preparation paid off,” the pastor noted. Members of First Baptist had been asking the Lord for revival for more than seven months. Committees were formed, which were deacon-led (the church has only six deacons) to address the needs for prayer, counselor training, phone calls, visitation, publicity, and special emphasis nights.

Evangelist Randy Hogue from Gadsden, Alabama, came and not only led in revival services, but also spoke to four student assemblies in three Cecil County public schools, teaching about drug awareness and abstinence and teen suicide.

The pastor said the revival was not only within the church, but also within the community. This is evidenced by 65 of the 93 professions of faith being from youth in the community.


Looking Deeper

The pastor said “the _____ and the _____ paid off.”

What six committees were formed to prepare for the revival?

The Role of the Pastor

“But you, keep your head in all situations, endure hardship, do the work of an evangelist, discharge all the duties of your ministry.”
—2 Timothy 4:5, NIV



In Personal Evangelism

Paul challenged Timothy to do the work of an evangelist. Pastors must also evangelize and equip the saints for the work of the ministry. As the pastor of a church, you should practice personal evangelism, model witnessing for others in the church, and equip people in ministry.

These characteristics of the pastor’s ministry will be accentuated in the evangelistic revival campaign. Churches do not naturally practice evangelism. Likewise, many pastors are not evangelistic by nature—they must constantly recommit themselves to witnessing to others. Therefore, you must be willing to establish evangelism as a priority if the revival meeting is to impact unsaved people. Your congregation will reflect your evangelistic fervor.

Jesus set the example for reaching the unsaved and equipping His disciples for witnessing. Jesus’ method was to select ordinary men. They were impulsive, temperamental, prejudiced, and easily offended. They were men, however, whom God could use when their hearts were put in order and they were properly trained. Jesus devoted most of His attention to training the 12 disciples. Consider how He dealt with them.

- He kept them close to Him.
- He required them to follow Him.
- He gave Himself to them.
- He showed them how to live.
- He sent them out to witness.
- He checked up on them.

These are encouraging words to pastors who hesitate to train church leaders and share responsibilities. You should apply Jesus’ methods when preparing for revival in your church. You may be tempted to do all the work yourself. However, this will cause you to miss a crucial element of great revivals—the involvement of church members. Avoid this mistake at all costs. Be an example to the people—lead them and send them out to do the work. Your congregation will respond to the trust you put in them, and they will be encouraged to discover how God can use them.

In Prayer

It is extremely important for the pastor to call the church to prayer. Prayer must precede, accompany, and follow every move. Every idea, plan, and unsaved person must be brought before God in prayer.

Chapter 4 – The Role of the Pastor

Although a Spiritual Preparation Ministry Team chairperson will organize specific prayer events, the pastor must be a person of prayer—in tune with God—as an example to the church. The depth of a pastor’s prayer life and commitment is an important factor in the depth and compassion of the people in the church.

In Participation

Most Christians know they should be involved in witnessing, praying, and in church-wide revival, but they are indifferent because they lack passion. Once again, the pastor must lead and motivate the people. Two suggestions will help:

Be enthusiastic. When others see the pastor enthusiastic about something, they know that the pastor believes in what is taking place and is committed to doing the very best job possible. Most of the congregation will imitate the pastor’s enthusiasm. Inspire the people to be genuinely interested in witnessing, praying, and participating in the events related to the revival meetings. Teach the congregation how a church can experience genuine, heaven-sent revival. Allow church members who have led others to Christ to testify about how wonderful it is to see someone accept Jesus as their Lord and Savior. Their testimonies will inspire others.

Repetition of important principles aids in the process of motivating people. Do not wait until a few weeks before the revival meetings to begin talking about it. Beginning months in advance, prepare the congregation for the revival-related opportunities. Remind people to pray for revival at every ministry meeting or gathering of church people. Urge the congregation to reach out to others and to expect great things to happen because of their participation.

In Preparation

The pastor must appoint a general chairperson of the revival task force. If a layperson is chosen, he or she should be motivated, dedicated, and respected within the church. More specifically, choose a person who has demonstrated a zeal for winning the lost to Christ. The chairperson of the Church Evangelism Council—if you have one—might be an ideal candidate. The general chairperson must be enlisted at least three months before the revival and thoroughly trained. Make sure he or she knows what to do, how to do it, when to do it, and is excited about seeing what God can do through the revival.

The pastor should contact the Revival Team (guest evangelist and music leader) to confirm revival dates, the daily schedule of the revival week, finances, lodging preferences, and meal accommodations. Do not expect the evangelist to visit the sick and shut-ins—this is the responsibility of the pastor or deacons. Let the Revival Team know you want to work out a daily schedule that meets their needs for rest and spiritual preparation for the services. Be sure to keep the appropriate ministry teams updated on plans. Inform ministry team chairpersons about money budgeted for revival preparation expenses.

Finally, be sure that the church calendar is cleared of conflicting events. The calendar should reflect that the revival meetings are a priority. Do not promote building funds, picnics, ball games, other church-related meetings during the revival services.

Real World Examples of God at Work—Could it Happen in Your Church?

Evangelist reflects on 2-month revival's impact

LAUREL, Miss. (BP)—Revival services in Mississippi led by Arkansas Baptist evangelist William Blackburn ended Easter Sunday after nine consecutive weeks and nearly 1,300 professions of faith in Christ. Blackburn said the revival experience at Highland Baptist Church “changed my life” and “has given me a boldness.”

Blackburn, a vocational evangelist since 1986 and member of First Baptist Church, Lavaca, Arkansas, had led revival efforts for the 700-member congregation in 1995 and again last year. In planning this year's revival, he and the pastor “talked about a month-long campaign, but one that only committed the church to one week. The pastor and I had come to the decision that you couldn't have real revival in Sunday-through Wednesday revival meeting.”

Blackburn and his pastor were soon proven right. In the first two weeks of the “Find Me Faithful Crusade,” 300 church members made professions of faith.

“It started on January 31 with a men's wild game supper. The next morning I preached a message called ‘Examine Yourself,’” Blackburn recalled. He said the message focused on listeners examining themselves to determine if they are truly saved. The result, he noted, was “a mass of salvations as people committed themselves to Christ.”

“They also got a tremendous burden for lost people—loved ones, relatives and friends,” Blackburn noted. Among the hundreds of people making public decisions, “we had 18 deacons [and] three preachers from other churches get saved.”

The “explosion” continued when local media outlets picked up on the amazing events. “We had, in the third week, gotten a lot of secular press. Then on the fourth week, the (Jackson) Clarion-Ledger ran a full-page story. Then busloads came from out of town,” including other states.

The revival also impacted young people. “Each night we had 200 teenagers from the youth group come. One teenage boy who was saved spoke at a high school assembly and 25 were saved at the school because of his testimony.”

The majority of salvations were men, he noted, emphasizing “you must preach to the men directly. If you do, you will get the message to the wives and children. We had several families on the verge of divorce where the family got saved and that saved the marriage.”

After Blackburn had preached his final sermon, he said, there had been “1,275 recorded, counseled salvations and they had baptized more than 600 of those.”

Chapter 4 – The Role of the Pastor

Looking Deeper

What was unusual about the amount of time originally budgeted for the revival and the actual length of the revival?


What special event was used to launch the revival? A men's _____ supper.

The revival was so powerful that the local newspaper ran a _____ story.

Sometimes the value of involving youth in a revival is overlooked. What was significant about the conversion of a high school student?

What does evangelist William Blackburn say about the importance of preaching to the men?

What the Revival Team Should Expect From Your Church




*“The Lord has commanded that those who preach the gospel should receive their living from the gospel.”
—1 Corinthians 9:14, NIV*

Following are items to consider when hosting a Revival Team in your church.

- Pray for God’s power and guidance when organizing for a great revival meeting.
- Expect that God will use the team’s spiritual gifts effectively.
- Undergird the Revival Team’s ministry—positively, receptively, and prayerfully.
- Involve at least 60 percent of church members in advance planning and revival preparation. Involvement breeds commitment!
- Cultivate a clear understanding of financial agreements such as travel, lodging, meals, family, honorarium or love offering, tapes, and books. If the honorarium is budgeted, inform the guests of the amount. If the Revival Team members are to receive a love offering during the revival, assure them that they will receive all that is given for this purpose. If more than one guest is invited, agree on the procedure for sharing the love offering.
- Develop a detailed description of revival-related responsibilities well enough in advance to allow sufficient time for preparation.
- Care for the spiritual and physical needs of the Revival Team—such as study time, recreation, health, medical needs, diet, and schedule.
- Promote the love offering in a positive and informative manner.
- Complete all financial transactions before the team leaves the church.
- Determine that revival preparation will be a priority of your church for at least six weeks before the revival. If you are not willing to give it priority, perhaps you need to reevaluate your rationale for conducting a revival.
- Promote all revival activities through the church and public news media.
- Rally church members to be active in in prayer, visitation, and attendance for the revival meetings.

Chapter 5 – What the Revival Team Should Expect From Your Church

What Your Church Should Expect from the Revival Team



Your church should expect certain standards from the Revival Team, as well. The following is a list of things to consider.


- Team members should exhibit exemplary Christian character.
- They should be committed to preaching and teaching the Word of God.
- They should be dedicated to daily personal witnessing for Jesus Christ.
- They should be concerned for the overall needs and ministry of the church with positive, expectant attitudes.
- They should be available for consultation.
- They should recognize the church as a unique part of the body of Christ.
- They should cultivate relationships with the pastor and other church staff.
- They should be involved in advance planning and revival preparation.
- They should be available to participate in prearranged meetings and activities during the days of revival.
- They should fulfill all terms regarding prearranged financial agreements such as travel, hotel, meals, honorarium, love offering, family, records, tapes, books, phone calls, and payment of personal expenses.

Revival Team members should refrain from self-promotion or making requests for honorariums or love offerings. They should comply with church policies and guidelines related to doctrine, invitation, and length of service.

Chapter 6 – What Your Church Should Expect from the Revival Team

Basic Steps

*“Plans fail for lack of counsel,
but with many advisers they succeed.”
—Proverbs. 15:22, NIV*



Following is a proven, suggested plan of revival. Follow each step carefully, using the creativity given by the Holy Spirit’s guidance. Although every church is unique, the principles and procedures suggested here are basic to every church’s needs.

Set the date.

Schedule the revival dates as far in advance as possible. Be sure not to schedule the revival at a time that’s already crowded with community events, church activities, or other distractions. Also, see that no major church events are scheduled the month preceding the revival meeting to allow for thorough preparation. You will want to make the date accessible to as many people as possible.

Select and invite the Revival Team.

If you have set your date far enough in advance, you can usually get your first choice in evangelistic help. After prayerful consideration, contact the evangelistic personnel God will use to reach your people. The pastor should know personally, or through recommendation by reputable people, that the Revival Team is well qualified to lead the church for a week. They should be sound in doctrine, ethical in methods, cooperative in attitude, morally pure, and effective in their calling as a preacher or music leader. A comprehensive list of qualifications can be found in Chapter 6.

If possible, extend the invitation to your Revival Team at least one year in advance. Be as clear as possible in the invitation, and inform the evangelist and music leader about others who are helping and what the exact dates of the meeting are. Provide the team with pertinent information about your church and community. Also, ask the evangelist and music leader for plans and suggestions, and use their suggested methods as much as possible. From the beginning, let the team know who is responsible for various expenses.

Finally, share your vision for the revival with the team. Let the evangelists know you are using this manual to prepare thoroughly for the revival. They will appreciate that you are not treating the revival as a commonplace event on your church calendar. The team is more likely to come better prepared if they know you want to be prepared as a church.

Visit www.sbcevangelist.org for a comprehensive list of available Southern Baptist Vocational Evangelists.

Organize the congregation.

A key area of revival preparation is organizing the congregation into working ministry teams. Ministry teams will lead the church in spiritual preparation, prayer, visitation, publicity, hospitality, and inspiration. Carefully select the chairperson for each ministry team. The pastor or the Church

Chapter 7 – Basic Steps

Evangelism Council may assume the responsibility for appointing teams in the church.

Each ministry team should be ready to begin its work at least six weeks before the revival.

The church's size will determine the number of ministry teams needed, as well as the number of people on each team. Do not assume that the church only needs one or two teams simply because it is not a large church. The key to effective preparation is to involve as many church members as possible. Those involved will come to the revival and bring their friends. (Generally, for every person you actively involve in the revival preparation, you will have four or five additional people who attend the revival services. So, involve as many as possible.) The success of the revival will depend, in part, on church members developing a sense of ownership in the events.

Train the congregation.

Pastors are often guilty of giving people tasks within the church jobs without training them to do the work. That is a serious mistake. The general chairperson of the revival should be able to explain the work of each person's ministry team. Training efforts will be greatly enhanced if the state evangelism director is enlisted to find an appropriate revival preparation consultant to mentor the ministry teams. By emphasizing the importance of training you demonstrate to each leader that the revival meeting itself is important and that they are to take their responsibilities seriously.

Each chairperson is responsible for maintaining his or her ministry team's worksheet and calendar and will serve on the Steering Team, which will coordinate the entire revival meeting.

Answer all questions as fully as possible, and make sure that everyone knows what they are to do. If possible, ask the guest evangelist to come to the church for a day to meet with the Evangelism Council and/or the Steering Team. On that evening, you may want to schedule a revival kick-off banquet for all the members of the ministry teams in order to challenge and encourage them to do their best in their area of responsibility. The evangelist can share the vision for the revival and inspire in team members.

If you or your revival preparation consultant has not already done so, have the evangelist meet with each chairperson individually. Arrange appointments at 30-minute intervals throughout the day. Personal contact with the evangelist or consultant early in the revival process is valuable in preparing for revival meetings.

Set goals.

To identify a goal is to define for yourself and for others what you believe to be God's will. Goals give a sense of where you want to go, and, consequently, some understanding of where you do not want to go. Goals and plans communicate to others what the desired outcome should be so that they can work toward that outcome through the Holy Spirit's power.

Do not be afraid of identifying specific goals for a church revival. Make the goals concrete and measurable. Aim at nothing and you are likely to hit it; aim at a clear target and you are likely to come closer to it. Once the ministry teams are appointed, the pastor or general chairperson should lead the Steering Team to prayerfully set goals and put them in written form. Goals to set include:

- Sunday School attendance during the revival
- Revival choir attendance
- Number of ushers
- Number of prayer meetings
- Number of people involved in prayer for the revival
- Number of youth involved in the revival
- Revival service attendance
- Number of professions of faith
- Number of new members in the church

The pastor or the general chairperson should not attempt to impose predetermined goals on the revival, but should let the people express their hopes and dreams. Goals handed to people are not likely to be taken as seriously as the goals they set themselves. Therefore, the pastor or the general chairperson should involve the ministry teams in setting any goals they wish to establish. They will learn that goals are an expression of their faith.

Remember, “Faith is being sure of what we hope for” (Hebrews 11:1, NIV).

Initiate plans.

With the date set, leaders selected and trained, and goals established, it is time to put revival-meeting plans into action. Goals and plans are only dreams until they are put into motion. The general chairperson should check with each ministry team chairperson to see that the work is progressing as it needs to. Encourage each chairperson to put his or her priorities and plans on the team’s countdown calendar, which is supplied with each ministry team’s worksheet. The calendar serves as a daily reminder of work deadlines.

Each chairperson should start from the dates of the revival meeting, then work backward to ensure each event is given plenty of time on the calendar. The calendar will remind ministry team members of meetings and keep them from forgetting little jobs—such as telephone calls to workers or enlistment of helpers.

When each ministry team does its job efficiently and on time, it prevents the exhausting rushed feeling that often comes at the last minute before a major event. Let them know you are available to give any needed assistance.

Maintain the spirit of revival.

The congregation is more likely to enjoy a very exciting week of revival services if the ministry team leaders have faithfully carried plans through to completion.

The pastor should express appreciation to each leader for a commendable job. As church members enjoy the fruit of their labor and the grace of Jesus Christ, they will celebrate God’s work through each service. The reward is not the public attention given, but the personal satisfaction of seeing prayers answered and lives changed. Make sure the guest evangelist understands the church’s commitment and preparation. He will be motivated to honor their commitment throughout the meeting.

Chapter 7 – Basic Steps

One of the criticisms of revivals is that they are temporary emotional experiences that leave with the evangelist. That does not have to be the case. A genuine experience of revival brings people face-to-face with their Heavenly Father in a fresh, new way. If their experience was with the Father, you can be sure He did not leave with the evangelist. The church must observe what God has done and follow-up on every commitment immediately.

The general chairperson should work closely with the Follow-up Ministry Team to contact every person who made a commitment during the revival and encourage them in additional steps of spiritual growth. Additional suggestions regarding follow-up are found in the Follow-up Ministry Team section in this manual.

The pastor has an important role in maintaining the spirit of revival. He should remind the people that revival is not over at the week's conclusion. The real results of the revival will be felt in the congregation—and in the community—forever. For example, see the article regarding the Jesus Movement in Chapter 27. Never underestimate the power of the Holy Spirit to continue working long after the meetings have ended.

Evaluate the revival.

The pastor or the general chairperson should lead the Evangelism Council or Steering Team in an honest evaluation of the revival. After the revival week has ended, plans and goals used in revival preparation should be evaluated. Note things that worked well and evaluate why they were effective. Analyze elements that were not as effective as you desired and assess how they could have been better. Decide which plans should be repeated and which should be omitted in future revival meetings. Always determine what you can do to ensure the next revival is even better than the last. Review these evaluations carefully before you plan the next revival.

Real World Examples of God at Work—Could it Happen in Your Church?

Revival meetings, begun in May, still yielding decisions for Christ

MAYFIELD, Ky. (BP)—While a revival that sprang forth in May continues on a week-by-week basis at Trace Creek Baptist Church near Mayfield, Kentucky, the Southern Baptist evangelist preaching the services sees no end in sight.

“I’m committed to do it until God releases me,” said Brady Weldon, who has been in ministry 10 years. “But I don’t see that happening any time soon. I sense it continuing on. It grows every weekend.”

More than 650 decisions to accept Jesus as Lord and Savior have been recorded, although Weldon said an exact count is unknown.

“Sometimes we give three or four invitations and people get saved afterwards,” said the evangelist from west Tennessee. “When people are getting saved in the parking lot, we can’t keep up with that.”

Nor has anyone tracked the number of states represented, although visitors have come from as far west as Arizona and as far south as Florida.

Many leave excited, Weldon said. After accepting Christ, a family from Texas went home and dipped into their savings to bus relatives to western Kentucky, he said.

A Campaign for Revival, Renewal, and Evangelism

A man from Champaign, Illinois was converted after feeling prompted to drive to Kentucky when he heard about the revival on the radio.

Conversions have come in other venues, too, such as residents of a low-income housing project in this western Kentucky town of 10,000 whose decisions stemmed from two Saturday afternoon services led by the crusade's music evangelists, Gerald and Cindy Simmons.

Others have accepted Christ during door-to-door witnessing done by Christians excited by the revival, Weldon said.

Southern Baptist churches are growing amid the excitement. Trace Creek, which is hosting the weekend meetings, has baptized more than 30 people since early May.

Among others in the area: Sedalia Baptist Church has baptized nearly 20 converts; Enon Baptist Church has baptized 23; New Hope Baptist Church, about a dozen.

Looking Deeper

How did the number of invitations differ what is given at a more typical revival?

They gave _____ or _____ each night.

What happened in the parking lot after some of the services? _____


Rather than expecting residents of a low-income neighborhood to leave their surroundings and come to the revival, the church decided to take the revival to them.

What form did this outreach take? _____

How did this revival affect other churches? _____

Preparation Through Leadership

*“But everything should be done in a fitting and orderly way.”
—1 Corinthians 14:40, NIV.*



The most practical and reasonable way to prepare for a revival meeting is to involve ministry teams in planning. Of course, when genuine revival occurs, the Holy Spirit determines and completes the plans. In revival meeting preparation, ministry teams can make the work flow much smoother. Ministry teams can involve people in different ways. Obviously, the more people involved in planning, the stronger the interest and spirit of the church family for the revival. Below are suggestions that will make ministry team planning easier. A sample planning sheet for each ministry team is included at the end of this chapter.

Selecting Ministry Teams

No later than two months before the revival, the pastor and/or Church Evangelism Council should select ministry teams needed for the church’s revival. Suggested ministry teams include:

- Spiritual Preparation Ministry Team (see page 47)
- Publicity Ministry Team (see page 51)
- Attendance Ministry Team (see page 57)
- Music Ministry Team (see page 63)
- Ushers Ministry Team (see page 67)
- Hospitality Ministry Team (see page 69)
- Visitation Ministry Team (see page 71)
- Special Events Ministry Team (see page 75)

If fewer ministry teams are enlisted, consider combining some of the preparation tasks. Remember, however, that the goal is to have as many people involved as possible.

Other ministry teams your church might consider include:

- Prospect Ministry Team—to locate people who are not in church
- Decision Counseling Ministry Team—to train people to counsel with those who make decisions
- Nursery Ministry Team—to take care of small children’s needs
- Children’s Ministry Team—to take care of children’s needs
- Youth Ministry Team—to prepare special revival emphases for students. (See Chapter 27 for more information about this important age.)


Chapter 8 – Preparation Through Leadership

During the seventh week before the revival, the selection of ministry team leaders by the pastor or Church Evangelism Council should be determined. These leaders will compose the Steering Team.

During the sixth week before the revival, each ministry team chairperson is responsible for selecting, contracting, and enlisting each member of his or her respective ministry team. Much prayer must go into the selection of each member. This should not be seen as getting someone to do a job, but finding the person God has called to serve in an important ministry.

See the Resources section of this manual for tools that are useful for planning for revival meetings and training ministry team members. The pastor or coordinator should supervise the scheduled activities for revival meeting preparation.

Revival Countdown Checklist



Eight weeks before the revival meeting

Date _____

- Decide on needed revival ministry teams and enlist chairpersons.

Seven weeks before the revival meeting

Date _____

- Prepare specific written revival objectives and goals.

Six weeks before the revival meeting

Date _____

- Ministry team chairpersons enlist team members.
- Publicity Ministry Team determines types of publicity and makes initial contacts with radio and television stations.
- Spiritual Preparation Ministry Team orders prayer guides and prepares other prospect materials.
- Music Ministry Team enlists choir captains and contacts the music evangelist to determine any special plans and requests.
- Visitation Ministry Team gathers prospect discovery and visitation materials and plans prospect discovery and visitation strategy.

Five weeks before the revival meeting

Date _____

- Publicity Ministry Team plans outdoor advertising, prepares street banners, bulletin inserts, and newsletter ads.
- Spiritual Preparation Ministry Team fills in names on prayer guides and distributes to Sunday School teachers.
- Special Events Ministry Team makes arrangements with local service organizations to speak at club meeting, secures any required permits for outdoor events, and arranges for any needed equipment.
- Music Ministry Team enlists choir members and consults with the music evangelist to plan Music Night.
- Visitation Ministry Team enlists visitation personnel and enrolls them in training classes.

Chapter 9 – Revival Countdown Checklist

Four weeks before the revival meeting

Date _____

- Publicity Ministry Team prints the church’s name, address, time, and date of meetings on all types of publicity—witnessing booklets, window cards, hymnal covers, and so on.
- Spiritual Preparation Ministry Team distributes guides, plans prayer meetings, and makes prayer reminders.
- Hospitality Ministry Team ascertains the Revival Team’s accommodation and meal schedule needs.
- Music Ministry Team sets attendance goals.
- Attendance Ministry Team determines attendance plans and sets goals.
- Visitation Ministry Team enlists deacons to be visitation prayer partners.
- Ushers Ministry Team enlists ushers.
- Special Events Ministry Team works with the pastor, key leaders, and other ministry teams to plan pre-service activities.

Three weeks before the revival meeting

Date _____

- Publicity Ministry Team delivers handbills, brochures, witnessing booklets, and other promotional materials to the Visitation Ministry Team and prepares three letters—for church members, the unsaved, and the unchurched.
- Spiritual Preparation Ministry Team enlists leaders for prayer meetings, distributes prayer reminders, and places posters in the church.
- Hospitality Ministry Team enlists church members to assist with meals and arranges for hotel accommodations.
- Music Ministry Team announces revival choir rehearsals.
- Visitation Ministry Team prepares visitation assignments and plans the visitation program.
- Attendance Ministry Team prepares all necessary materials for the attendance plans.
- Special Events Ministry Team contacts the music evangelist for ideas for special music for children and completes plans for pre-service activities.

A Campaign for Revival, Renewal, and Evangelism

Two weeks before the revival meeting

Date _____

- Publicity Ministry Team mails letters to church families, the unsaved, and the unchurched.
- Spiritual Preparation Ministry Team conducts prayer meetings and enlists participants for round-the-clock prayer meetings.
- Ushers Ministry Team familiarizes ushers with their duties.
- Hospitality Ministry Team arranges for transportation, as needed.
- Music Ministry Team begins rehearsals, enlists instrumentalists to be present at each service, and sends a letter of support to the music evangelist.
- Visitation Ministry Team holds training sessions for visitation personnel and implements the visitation program.
- Attendance Ministry Team initiates attendance competition and emphasizes attendance goals.
- Special Events Ministry Team promotes pre-service activities in youth and children's departments and encourages children and youth leaders to contact absentees.

One week before the revival meeting

Date _____

- Publicity Ministry Team ensures distribution of all publicity—giving primary emphasis to newspapers, street banners, church bulletins, and newsletters.
- Spiritual Preparation Ministry Team confirms and publicizes that the mid-week service is dedicated to prayer for the revival.
- Hospitality Ministry Team finalizes the meal schedule, makes sure the Revival Team is able to sign for all restaurant meals, and arranges for a hospitality baskets to be placed in their hotel rooms.
- Ushers Ministry Team conducts a trial run of duties for ushers, if necessary, and makes sure the guest cards, offering envelopes, and other materials are ready and in place.
- Visitation Ministry Team enlists people to visit new prospects that attend the revival meetings.
- Attendance Ministry Team continues to enlist members to be present for the Hallelujah Service.
- Special Events Ministry Team encourages youth and children to be present for revival meetings and promotes special activities.

The Revival Budget



This is a suggested guide for you to use in budgeting for a revival in your church.

Travel expenses for the Revival Team

Evangelist: _____ (miles) x _____ cents per mile = \$ _____
 (per airfare) = \$ _____

Music Leader(s): _____ (miles) x _____ cents per mile = \$ _____
 (per airfare) = \$ _____

Lodging for the Revival Team

\$ _____ (per night) x _____ (number of nights) x number in team = \$ _____

Meals for the Revival Team

\$ _____ (per day) x _____ (number of days) x number in team = \$ _____


Promotion and Publicity

Publicity materials, printing, postage, etc. = \$ _____

Miscellaneous

Guest personalities, fellowship meals, etc. = \$ _____

TOTAL = \$ _____



General Suggestions

Conduct a witness training workshop.

Conduct a one-day soul-winning workshop or other witness training six to eight weeks prior to the revival.

Help the Revival Team do their best during the revival.

They want to visit unsaved people. When you visit, give the evangelist as much pertinent information as possible about the person's spiritual condition, background, family, etc. Decide who will lead the person to a commitment to Christ. Do not expect the Revival Team to visit the sick and shut-ins. Help church members realize that if the revival is meant to reach the unsaved, limited visitation time must be spent visiting the unsaved. Allow the Revival Team sufficient time to rest and spiritually prepare for the services.

Prepare for the invitation.

The invitation is the most important part of the service. Those desiring to make decisions for Christ are always invited to do so publicly. Several mature Christians should be prepared to counsel with those making decisions. This should be done in the service or a counseling room. Have witnessing booklets, decision cards, and pens ready for use. Often the number of trained counselors will affect the number and quality of decisions made. In most revivals, more people respond than can effectively be dealt with by the pastor. As a general rule, when the line starts forming, the people stop coming.

Keep announcements to a minimum during the services.

Do not promote building funds, picnics, and other church meetings during the revival services. Give the revival priority. Provide ample time for singing, preaching, and the invitation.

Involve people.


People are the best publicity. The more people involved the faster word is spread about the revival.

Distribute the ministry team inserts in this manual to each ministry team chairperson.

These contain what each team is to do, how they are to do it, and when they are to do it.

Spiritual Preparation Ministry Team

“After they prayed, the place where they were meeting was shaken. And they were all filled with the Holy Spirit and spoke the Word of God boldly.”
—Acts 4:31, NIV



Your Team—This ministry team should be led by the pastor or a spiritually strong layperson. Each member should have a consistent Christian walk and a zeal for prayer and evangelism.

Your Purpose—Your purpose is to lead the church in spiritual preparation so that God can work in the lives of His people and use them to impact community with the gospel of Christ.

Your Task—The following suggestions will help your team plan its work. You may also have additional ideas that will prove effective.

A. Meetings

1. The chairperson will meet regularly with the Steering Team.
2. The Spiritual Preparation Ministry Team should meet often enough to plan and accomplish its purpose.

B. Actions

1. Prayer
 - a. Use prayer guides to motivate church members to form a prayer teams and focus on specific unsaved people.
 - b. Preach about the power in prayer. The pastor should preach a series of sermons on revival and prayer. These should focus on the power of prayer, the importance of prayer to revival, repentance, surrender, broken relationships, and other prayer and revival themes.
 - c. Schedule prayer huddles. Enlist members to open their homes for prayer meetings. Assign a host or hostess who will lead and enlist 10 people to attend each huddle. Keep them focused on the purpose of the huddle. Huddles can also be held at the church, schools, offices, breakfast groups, or morning coffees.
 - d. Schedule a round-the-clock prayer vigil. Schedule a 12- to 24-hour prayer emphasis. Enlist prayer partners to pray at the church in 30-minute intervals. Make a large clock face to post the schedule.
 - e. Set up a revival prayer room. Designate a room where people can pray 30 minutes before and during every revival service. Provide cards with the names of unsaved people, revival needs, and so on, so people can pray specifically.

Chapter 12 – Spiritual Preparation Ministry Team

2. Personal Revival

- a. Conduct a solemn assembly on a Saturday or Wednesday night before the revival. A good resource to use is *Sweet Hour of Prayer Spiritual Preparation Guide*. This is available for free at www.namb.net/prayer.
- b. Encourage others to fast. Teach or preach on this spiritual discipline. Suggest fasting and praying one day a week for revival.
- c. Distribute the spiritual evaluation card. See a sample copy at the end of this section. These are distributed the service the Sunday before the revival and should be completed by each person present.

C. Additional Responsibilities

1. Hold men's prayer breakfasts one morning a week for four weeks. Have someone speak briefly on prayer for revival and then pray.
2. Hold a women's prayer fellowship during a luncheon or dinner at the church, restaurant, or a home. Provide childcare. Have someone speak on prayer for revival and then pray.
3. Youth prayer rallies can be held almost anywhere. They should be informal and large in attendance. Have someone bring a guitar and lead a few choruses. Have someone speak briefly on prayer and the importance of reaching unsaved friends for Christ. Then pray.
4. Establish prayer chains.
5. Plan a prayer emphasis in Sunday School or Discipleship Training.
6. Encourage prayer for revival in every service, committee meeting, and other church events.

D. Your Ideas:

E. Calendar of Activities

Six weeks before the revival meeting

Date: _____

- Enlist team members.
- Order prayer guides and have other prospect materials printed.

Five weeks before the revival meeting

Date: _____

- Fill in names on prayer guides.
- Distribute prayer guides to Sunday School teachers.

Four weeks before the revival meeting

Date: _____

- Distribute prayer guides.
- Plan prayer meetings such as breakfasts, luncheons, huddles, etc.
- Make prayer reminders.

Three weeks before the revival meeting

Date: _____

- Enlist leaders for prayer meetings.
- Distribute prayer reminders to the congregation.
- Place posters throughout the church.

Two weeks before the revival meeting

Date: _____

- Conduct prayer meetings.
- Enlist participants for round-the-clock prayer meetings.

One week before the revival meeting

Date: _____

- Confirm and publicize Wednesday night prayer service for revival.

Chapter 12 – Spiritual Preparation Ministry Team

Spiritual Evaluation Card

In honesty before God, I evaluate my spiritual condition as follows (check all that apply):

- I know Christ as my Savior and Lord, and I am a member of this church.
- I am a member of this church, but I am not sure that I am saved.
- I am a Christian, but my church membership is not in a church in this area.
- I am a Christian, but I am not living for the Lord. I would like to renew my relationship with Christ.
- I am considering transferring my letter to this church.
- I am interested in becoming a Christian and would like to talk to someone.
- I received Jesus today as my Savior and Lord.
- I believe God is calling me into some kind of full-time Christian vocation.
- I am a Christian, and I will try to bring an unsaved friend to the revival.

I plan to attend the revival (circle all that apply):

Sunday Monday Tuesday Wednesday Thursday Friday Saturday Sunday

Signed _____


Address _____

City _____ State _____ ZIP _____

Phone _____

Publicity Ministry Team

*“I thank my God through Jesus Christ for all of you,
because your faith is being reported all over the world.”*
—Romans 1:8, NIV



Your Team—This team includes a chairperson and several members who have an interest or expertise in any form of advertising.

Your Purpose—Your purpose is to promote the revival meeting in the church and the community.

Your Task—The following suggestions will help your team do its work. You may have additional ideas that will prove effective.

A. Meetings

1. The chairperson will meet regularly with the Steering Team.
2. The Publicity Ministry Team should meet often enough to plan and accomplish its purpose.

B. Actions

1. Brainstorm ways to publicize the meeting using radio, television, newspapers, posters, banner, handbills, bumper stickers, lapel buttons, bulletin inserts, billboards, doorknob hangers, sidewalk chalk writing, bulletin boards, and poster contests for children and youth. Use your imagination.
2. Obtain pictures and biographical sketches from the Revival Team.
3. Plan a budget for revival publicity.
4. Provide articles and/or block ads for the weekly newsletter. Coordinate your plan with the church office.

C. Your Ideas:

We hope the above suggestions have given you some general guidelines and have inspired ideas that would work in your unique setting. Record those ideas here.

D. Calendar of Activities

Six weeks before the revival meeting

Date: _____

- Enlist team members.
- Determine what types of publicity your ministry team will use. Suggest places where the team can obtain publicity helps.
- Check with your pastor for additional publicity ideas.
- Check with radio and television stations about free interview time or free spot announcements.
- Schedule paid spot announcements for two or three days preceding and during the revival meeting.

Five weeks before the revival meeting

Date: _____

- Plan outdoor sign advertising. These can be highway or yard signs. Prepare one or two street banners of approximately 25' to 30' in length. Be sure to check with the city government to see if a permit is needed. If the city does not allow a banner, place it on the church grounds.
- Prepare bulletin inserts for weekly bulletin or block ads for the newsletter.

Four weeks before the revival meeting

Date: _____

- Have the church's name and the date and time of the revival printed on doorknob hangers, witnessing booklets, window cards, bumper stickers, and other promotional items.
- Have rubber stamps made for stamping paper sacks. Grocery bags should be stamped with an especially large stamp.
- Enlist businesses to allow their sacks to be stamped.

Three weeks before the revival meeting

Date: _____

- If hymnal covers are used, they should be placed on all hymnals and left there until the conclusion of the meeting.
- Deliver handbills, brochures, witnessing booklets, and other promotional items to the chairperson of the Visitation Ministry Team.
- Prepare letters to church members, the unsaved, and the unaffiliated to be mailed the next week.

Two weeks before the revival meeting

Date: _____

- Letters should be mailed to all church families, the unaffiliated, and the unsaved. If letters are printed, they should appear to be typed individually, and they should be signed personally. See sample letters on pages at the end of this chapter.
- Posters, window cards, or flyers should be placed in locations where people gather—such as bus stations, lobbies, schools, barber shops, businesses, or factory bulletin boards. Make sure they are removed from public display after the event.

One week before the revival meeting

Date: _____

- Publicity should peak during the latter part of the week. Use photographs of the Revival Team in local newspapers to publicize the revival and related events. Take advantage of feature article space, as well as paid space.
- Ads should be placed in the newspaper the week before and the week of the revival meeting.
- Street banners should be hung during the week preceding the revival meeting. Many times the fire department will help in putting up banners. Place them high enough to discourage vandalism.
- Place articles about the Revival Team in the church newsletter and highlight special revival activities.
- Special notices should also be placed in the bulletin.

During the week of the revival meeting

Date: _____

- Remind the pastor to promote the special events for the following night.
- Check to see that ads and news releases are in the newspapers.

E. Resources

1. **Adhesive nametags**—Are to be worn by people involved in any type witnessing event related to the revival.
2. **Billboard print art**—This should be a simple design that can be used in the community to support the revival.
3. **Bulletin inserts**—It does not do any good to reach the unchurched if your members are not ready to receive them. Use a set of four bulletin inserts to catch motivate church members to achieve the goals of the revival.
4. **Bumper sticker** – Encourage church members to display the theme and dates of your revival on their automobiles.

Chapter 13 – Public Ministry Team

5. **Inside banner**—A 3'x16' banner can be displayed in the church worship center, family ministry center, or other places where groups meet.
6. **Church yard sign**—Have 4' x 8' all-weather signs that give the time, date, and theme of the revival.
7. **Doorknob hangers**— If the people you visit are not home, what do you leave? An attractive note that lets the person know you were there.
8. **Invitation Handouts**—This handout is effective in getting your message to every person and home in the most effective way.
9. **Letterhead and envelopes**—Use the revival theme on your mailings to your church members, or develop a direct mail campaign based on the theme. This would be a nominal expense. Simply modify your existing letterhead and envelopes during your normal cycle of reordering these materials.

Sample News Release

FOR IMMEDIATE RELEASE

[Date]

For more information contact _____

Phone _____

[Evangelist's Name] to be Guest Speaker at

[Church Name] Revival [Date]

[Evangelist's name] will be the guest speaker at revival services scheduled for [date] at [church name]. The services, which are open to the public, will begin at ___ p.m. nightly.

[Provide brief one- or two-paragraph biographical sketch of the speaker.]

The congregation of [name of church] has a sincere desire to help answer some of life's tough questions and want to minister to the total person—spiritual, emotional, intellectual, and social. The revival speaker will address ways to improve your quality of life and will offer practical methods to relieve the stress which is taking a toll on the lives of those in our community.

[Church Name] is a member of the Southern Baptist Convention (SBC). In its 150-plus year history the SBC has grown to become the world's largest Protestant denomination. It is the most culturally diverse denomination and ministers among more than 110 ethnic groups throughout North America and has congregations in all 50 states, Canada, Puerto Rico, the American Virgin Islands, and American Samoa.

[Quote from pastor]

[Include a brief list of special nights planned for the revival.]

Sample Letter to Church Members

From Publicity/Media Ministry Team

[Date]

Dear [Name]:

I am excited about the upcoming revival at [church name]. This will be a great opportunity to make a difference for Christ in our community.

I am praying you will be present in the first service on Sunday, [date], at [time], and that it will be possible for you to attend every service through [date]. The evangelistic team for the revival will include _____ as the evangelist and _____, music leader from [church], leading in worship.

I believe that God wants to bring genuine revival to our church and the nation. You can make a vital contribution to this series of God-ordained meetings. I pray you will be open to leading others to trust Christ as their personal Lord and Savior or to unite with our church in membership.

Please join me in prayer that this will be the greatest revival our church has ever experienced. I believe we can be instruments that God will use in bringing revival to our community. Please read Jeremiah 33:3 and claim the promise of this important verse.

I look forward to seeing you in the services.

Sincerely,

[Pastor]

Sample Direct Mail Letters

Please note: These letters can be mailed to church members and anyone in the community. You may want to consider e-mailing them to members of your church in order to save funds on letterhead and postage.

Letter 1

[Date]

Dear [Name],

Have you ever felt that life asks more questions than it answers? That the problems in the world are beyond understanding? That the events of your life won't let you find peace and happiness?

If you've ever experienced feelings like these, you're not alone. Millions face the same questions every day. Peace and happiness have never been easy to find.

Millions of people, in every age, have discovered peace and happiness revealed in the Bible—which is a time-tested, wisdom-filled guide to life.

You can find that same peace and happiness, too! I'm [pastor/church member] at [church name] and in our upcoming revival, you can find the truths this amazing book has for you. The services will be at [dates, times].

I look forward to seeing you there as we both seek direction for our lives.

Sincerely,

[Pastor/member]

Chapter 13 – Public Ministry Team

Sample Direct Mail Letters (continued)

Letter 2

[Date]

Dear [Name],

Have you ever wondered if the Bible holds the answers to the issues facing us today or if it could make a difference in the quality of your personal life?

Find out for yourself. Millions have discovered the Bible's deep truths by studying it. I cordially invite you to enjoy Bible teaching during our upcoming revival [dates, time].

You can discover the peace and happiness that meaningful Bible study can bring.

Sincerely,

[Pastor/member]

Letter 3

[Date]

Dear [Name],

As pastor of [church name], I want to invite you and your family to some special meetings at our church.

These meetings will run for [month, days] at [time] each evening and at [time] on Sunday. I want you to be our guest because I believe your life will be enriched by the information you will receive.

If you need transportation, please call [phone] and we will make the necessary arrangements.

Sincerely,

[Pastor]

Letter 4

[Date]

Dear [Name],

Almost 2,000 years ago, God offered His love to each of us on the Cross. That offer is just as good today as it was then.

Nothing has diminished its power, and nothing ever will. It stands triumphant through the changing conditions and uncertainties of modern times.


You are invited to share in the celebration of life with us at [date, time] at [church name]. Come hear the offer that still stands and that will change your life forever.

Sincerely,

[Pastor/evangelist]

Attendance Ministry Team

*“Go out to the roads and country lanes
and make them come in, so that my house will be full.”
—Luke 14:23, NIV*



There is a big difference in promotion and enlistment. Ads, articles in the paper, billboards, and flyers can build awareness and excitement—but enlistment actually motivates people to be physically present at the revival meeting.

Your Team—Your team should include a chairperson and one member from each Sunday School department or class.

Your Purpose—Your team will develop an attendance plan for each revival service and work with the pastor and other church staff in planning the Hallelujah Service on the closing day of the revival meeting.

Your Task—The following suggestions will help your team plan its work. You may have additional ideas that will prove effective.

A. Meetings

1. The chairperson will meet regularly with the Steering Team.
2. The Attendance Ministry Team will begin weekly meetings six weeks before the revival meeting and continue meeting often enough to plan and accomplish its purpose.

B. Actions

1. Plan and promote a high attendance campaign for each night of the revival meeting. Some time-tested ideas include:
 - a. **Pack-a-Pew**—This method is tried and true! Divide the worship center into groups of pews with a church staff member, deacon, or Sunday School department director assigned to motivate the pew captains. Encourage pew captains to fill their pews with church members and unsaved people. Give a small gift to the winner each night. In churches without pews you can call this emphasis Pack-a-Row for Revival.
 - b. **Each One Reach One**—This is a complicated math equation, but it works every time. If each person will simply bring one other person, the church will double in attendance! Encourage every member to bring a friend to revival. Get commitments from as many people as possible—naming the person they intend to bring. Use a graphic display such as a chain link to build enthusiasm.

Chapter 14 – Attendance Ministry Team

- c. **Sunday School Night**—Enlist every Sunday School teacher to contact his or her class members and prospects. Assign departments to different areas of the worship center. Create an atmosphere of friendly competition. Recognize classes that have done an exemplary job.
- d. **Deacon Family Ministry Night**—Create excitement in your church by assigning each deacon to an area of the worship center and encouraging them to fill the areas with the members of their family ministry groups. If you do not have that ministry in place, divide the congregation alphabetically in equal size groups and assign them to your deacons to contact and fill their section.

Work with the Special Events Ministry Team to coordinate special evening attendance plans. Think creatively and you will come up with some great ideas for filling your worship center.

- 2. Plan the Hallelujah Service for the last revival service. Set high attendance goals for every Sunday school class and department. Goals should be high enough to be a challenge but low enough to be reachable. Here are some suggestions to make it a success.
 - a. **Chain Links**—On the first Sunday of the revival service, at least 30 minutes before Sunday School, have a meeting of all teachers and officers. Give each teacher Sunday School enough paper strips to make paper chain links for each pupil enrolled in his or her classes. Encourage teachers and officers to sign up all the people in their classes who will be in attendance at the Hallelujah Service and continue signing them up throughout the week.

Before the revival meeting starts, posters should be made for each department—high school through adult—on large, poster-size cardboard. Write the name of the department and the number enrolled in large letters at the top of the poster. Put the names of the classes and the number enrolled on slanting lines at the bottom. Cut slots in the poster under each class name. These posters are to be given to the department directors on the first Sunday morning of the revival.

Teachers will sign their lists and give them to the department directors. They will place the chain links on the posters, under the respective names of the classes, and leave the posters in the departments. In the preschool and nursery departments it is suggested that departments, rather than classes, put up these posters. Prepare a poster for each department with the department name and the number enrolled at the top. Then, all links in that department are to be combined into one chain and put on the poster. They will be left in the department assembly rooms.

Sunday afternoon, the education director or Sunday School director will place all departmental posters in the main auditorium. At each service, attention should be called to the posters and an opportunity should be given for people who have not already done so to sign the chain links.

- b. **Fishers of Men**—This idea is similar to the chain links. Cut out cardboard fish. Use different colors for the various departments. Ask each member on Sunday School to sign a fish—thus committing himself or herself to be present for the Hallelujah Service. Also, put the name of each person enlisted to be present at the service on a fish. These people should not be members of your Sunday School. The fish can be hung in departments or together in the auditorium.
 - c. Use your imagination for other ways to promote the Hallelujah Service.

C. Calendar of Activities

Six weeks before the revival meeting

Date: _____

- Enlist team members.

Four weeks before the revival meeting

Date: _____

- Determine what approaches your ministry team will use for the nightly revival attendance plan and the Hallelujah Service.
- Enlist group leaders.
- Set attendance goals for each class and department.

Three weeks before the revival meeting

Date: _____

- Prepare necessary materials such as ribbons, cards, chain links, or fish.
- Enlist other needed workers.
- Begin emphasis for high attendance in all church services.

Two weeks before the revival meeting

Date: _____

- Initiate a sense of competition among group leaders.
- Emphasize all attendance goals publicly.
- Assist other ministry teams with their attendance emphases

One week before the revival meeting

Date: _____

- Identify the various group leaders from the pulpit.
- Prepare to initiate the chain links or fishers of men emphasis for the Hallelujah Service on the first Sunday of the revival.

During the week of the revival meeting

Date: _____

- Continue the enlistment of members to be present for the Hallelujah Service.

D. Additional Suggestions

Consider these suggestions for your Attendance Ministry Team:

1. Explain attendance emphases for each night through Sunday School departments, classes, or church organizations.
2. Build nightly attendance by highlighting responsibility of leaders of the respective groups.
3. Enlist people to be present for each service. Use commitment cards, a show of hands, or word-of-mouth.
4. If noon luncheons are planned, ask a member to be responsible for filling the table at which the evangelist[s] will sit.
5. Use husband-and-wife ministry teams to serve as section and group leaders instead of individuals.
6. Give each ministry team member a phone list of all church members. Ask the ministry team to call church members and encourage attendance.

Hallelujah Service Commitment Card

Yes, I want to be part of the Hallelujah Service.

Yes, I will attend the Hallelujah Service.

Yes, I will pray for the Hallelujah Service.

Yes, I will bring an unsaved or unchurched friend or neighbor to the Hallelujah Service.

Signed _____

Hallelujah Service Commitment Card

Yes, I want to be part of the Hallelujah Service.

Yes, I will attend the Hallelujah Service.

Yes, I will pray for the Hallelujah Service.

Yes, I will bring an unsaved or unchurched friend or neighbor to the Hallelujah Service.

Signed _____

Hallelujah Service Commitment Card

Yes, I want to be part of the Hallelujah Service.

Yes, I will attend the Hallelujah Service.


Yes, I will pray for the Hallelujah Service.

Yes, I will bring an unsaved or unchurched friend or neighbor to the Hallelujah Service.

Signed _____

Music Ministry Team

*Worship the Lord with gladness;
come before him with joyful songs.”
—Psalm. 100:2, NIV*



Your Team—Your team includes a chairperson, choir president, accompanists, and at least two other musicians.

Your Purpose—Your team will work with the guest music team to ensure the best possible presentation of the gospel through music.

Your Task—The following suggestions will help your team plan its work. You may have additional ideas that will prove effective.

A. Meetings

1. The chairperson will meet regularly with the Steering Team.
2. The Music Ministry Team will begin weekly meetings six weeks before the revival and continue meeting often enough to plan and accomplish its purpose.

B. Actions

1. Contact the music evangelist and ask for suggestions for choir music so that the choir can learn it before the revival. Also, obtain the choruses to be used so that the congregation can become familiar with the new music before the revival.
2. Enlist a revival choir. Ask choir members to sign up for the services they will attend. Plan to pack the choir loft each night. Invite those who do not regularly sing in the choir to join the revival choir.
3. If you schedule a special music night, assist the music evangelist in coordinating it.
4. Secure the services of revival accompanists. Have the instruments tuned, if necessary.
5. Encourage the use of familiar gospel music with a strong evangelistic message.
6. Send a note to the guest music team expressing your support, your prayers, your willingness to follow their leadership, and the progress you are making in reaching your goals.
7. If you do not use a music evangelist, assist the revival music leader in arranging special music and planning the service. Be sure the musical part of the service is completed within 30 minutes. Focus on congregational participation rather than special music. Two or three specials—including the choir special—are more than enough for each service.

C. Your Ideas:

D. Calendar of Activities

Six weeks before the revival meeting

Date: _____

- Enlist choir captains or ministry team members to be responsible for filling the choir.
- Write the guest music team and ask for any special plans for music.

Five weeks before the revival meeting

Date: _____

- Begin enlisting choir members. Be sure to sign them up to participate each night.
- If your music leader chooses to have one, plan a special night of music.

Four weeks before the revival meeting

Date: _____

- Complete the enlistment of choir members.
- Set attendance goals.

Three weeks before the revival meeting

Date: _____

- Plan music for each night of the revival meeting in cooperation with the guest music team.
- Announce choir rehearsals.

Two weeks before the revival meeting

Date: _____

- Begin rehearsals.
- Send the music evangelist pledging support of the choir.
- Enlist instrumentalists.

One week before the revival meeting

Date: _____

- Continue rehearsals.
- Tune the instruments, if needed.

During the week of the revival meeting

Date: _____

- Choir members should be present for rehearsal each night, at least 30 minutes before the service begins.
- Encourage choir members to lead in an attitude of worship as they enter the sanctuary.

E. Additional Suggestions

1. Complete a list of choir members who will attend each service. Make sure that every seat is filled. Enlist 25 percent more for each service than the seating capacity of the choir.
2. Ask the evangelist for sermon titles. Plan music around the message themes.
3. Communicate with the guest music team. Ask for a letter to send to each choir member asking for his or her support. Pay for the letters and the postage.
4. Ask each choir member to pray that God will use him or her to bring others to Christ.

Chapter 15 – Music Ministry Team

Together We Sing

Realizing the importance of music in a revival, I will be present for the rehearsal and the service on the dates I have circled.

Dates of Revival _____

Sunday AM Sunday PM Monday Tuesday Wednesday Thursday Friday Saturday Sunday AM Sunday PM

Name _____ Phone _____

Address _____

“Singing with grace in your hearts” (Colossians 3:16, NKJV).

Please return completed card to _____, Music Ministry Team Chairperson

Together We Sing

Realizing the importance of music in a revival, I will be present for the rehearsal and the service on the dates I have circled.

Dates of Revival _____

Sunday AM Sunday PM Monday Tuesday Wednesday Thursday Friday Saturday Sunday AM Sunday PM

Name _____ Phone _____


Address _____

“Singing with grace in your hearts” (Colossians 3:16, NKJV).

Please return completed card to _____, Music Ministry Team Chairperson

Ushers Ministry Team

*“Accept one another, then, just as Christ accepted you,
in order to bring praise to God.”
—Romans 15:7, NIV*



Your Team—Your team includes one chairperson and one member for each 25 to 50 people expected in attendance.

Your Purpose—Your team is to create a friendly and comfortable atmosphere for those who attend the revival, facilitate distribution of materials, and receive the offerings.

Your Task—The following suggestions will help your team plan its work. You may have additional ideas that may prove effective.

A. Meetings

1. The chairperson will meet regularly with the Steering Team.
2. Your team will begin weekly meetings four weeks before the revival and continue meeting often enough to plan and accomplish its purpose

B. Actions

1. Train ushers as needed.
2. Create a chart to show usher positions for each service and enlist ushers to fill those positions.
3. Usher responsibilities:
 - a. Be present at least 30 minutes before each service.
 - b. Greet and welcome each person who enters the building.
 - c. Tactfully inform those with small children of nursery facilities.
 - d. Be familiar with rest rooms, telephones, first aid, and lost and found locations.
 - e. Do not seat latecomers during prayer or special music.
 - f. Make the worship center comfortable for worshipers. Authorize someone in each service to change temperature settings if necessary.
 - g. Be prepared to handle emergency situations.
 - h. Inform the pastor of special guests.
 - i. Keep the front pew clear for those making decisions during the invitation.
4. Make sure the ushers dress neatly and wear an identifying badge or ribbon.

C. Calendar of Activities

Six weeks before the revival meeting

Date: _____

- Enlist team members.

Four weeks before the revival meeting

Date: _____

- Enlist people to serve as ushers.

Two weeks before the revival meeting

Date: _____

- Train all ushers. Make them comfortable with procedures and places.

One week before the revival meeting

Date: _____

- Ask ushers to come to the church for a trial run of their duties, if necessary.
- Make sure the guest cards, offering envelopes, and other materials to be distributed are ready and in place.

During the week of the revival meeting

Date: _____


- Be present at least 30 minutes before each service.

D. Additional Suggestions

1. Designate service organization leaders to serve as ushers.
2. Use senior adults as ushers.
3. Assign Sunday School departments the responsibilities of ushering for certain nights of the revival.
4. Select couples who would like to serve as ushers.

Hospitality Ministry Team

*“Hold them in the highest regard in love
because of their work.”*
—1 Thessalonians. 5:13, NIV



Your Team—Your team includes a chairperson and four members.

Your Purpose—Your purpose is to serve as host for the evangelist and other members of the Revival Team.

Your Task—The following suggestions will help your team plan its work. You may have additional ideas that will prove effective.

A. Meetings

1. The chairperson will meet regularly with the Steering Team.
2. The Hospitality Ministry Team will begin weekly meetings four weeks before the revival meeting and continue meeting often enough to plan and accomplish its purpose.

B. Actions

1. Provide for the needs of the Revival Team.
 - a. Arrange hotel accommodations. If it is necessary for the team to stay in homes, arrange accommodations in homes where privacy is ensured.
 - b. Plan a meal schedule. Check with the team to determine their preferences regarding where and when they want to eat. Ask if they have any special dietary needs. If they are to eat in restaurants, arrange, in advance, for them to sign for their meals.
 - c. If possible, provide a car for the Revival Team to use during the meeting.
 - d. Provide for their transportation from the airport if they use air transportation.
 - e. Place hospitality baskets in their rooms.
2. Try to meet every reasonable need, remembering that they are your guests and are away from home. Do not leave the Revival Team alone to provide for themselves unless they request it.
3. Send a note to their families, thanking them for sharing their loved ones during the revival meeting. Assure them you will be praying for them. Consider sending flowers, a fruit basket, or other appropriate gift of appreciation.

C. Calendar of Activities

Six weeks before the revival meeting

Date: _____

- Enlist team members.

Four weeks before the revival meeting

Date: _____

- Communicate with the evangelist and Revival Team about their preferences for accommodations and meal schedules.

Three weeks before the revival meeting

Date: _____

- Enlist church members to assist in preparing meals.
- Make hotel reservations.

Two weeks before the revival meeting

Date: _____

- If needed, secure transportation for Revival Team members.
- If a car is not appropriate, make arrangements for other transportation.

One week before the revival meeting

Date: _____

- Finalize the meal schedule.
- Make arrangements with local restaurants for the Revival Team to eat and sign for their meals.
- Prepare hospitality baskets and place them in the hotel rooms the day the Revival Team arrives.

During the week of the revival meeting

Date: _____


- Check with the Revival Team daily to see if they need anything.

D. Additional Suggestions

1. Schedule after-service snacks or meals for the Revival Team with three to five families or deacon family ministry groups.
2. Ask various church organizations to schedule luncheons or meals.
3. Post a sign-up list so families can host the Revival Team for a meal.

Visitation Ministry Team

“The Lord ... sent them two by two ahead of him to every town and place where he was about to go.”
—Luke 10:1, NIV



Your Team—Your team includes a chairperson and at least four members who are faithful witnesses for Christ and are concerned about reaching others for Christ.

Your Purpose—Your purpose is to find unsaved and unchurched prospects and enlist persons to visit and witness to them.

Your Task—The following suggestions will help your team plan its work. You may have additional ideas that will prove effective.

A. Meetings

1. The chairperson will meet regularly with the Steering Team.
2. Your team will begin weekly meetings six weeks before the revival meeting and meet often enough to plan and accomplish its purpose.

B. Actions

1. Develop plans to find new prospects.
 - a. Conduct an inside survey within the church. Ask members to submit names, addresses, and telephone numbers of people they would like to see come to Christ and join the church during the revival. They may be friends, family members, neighbors, or coworkers.
 - b. Conduct a community survey. Focus on several neighborhoods and assign teams to conduct door-to-door surveys.
 - c. Conduct a telephone survey. Assign lists of telephone number to volunteers and provide a conversational format they can follow. Senior adults can do this effectively.
2. Schedule visitation opportunities. Make sure all prospects receive a personal visit.
 - a. Provide evangelistic tracts, revival flyers, and other materials to be distributed to prospects.
 - b. Encourage those who participate in visitation to share Christ during each visit. Provide training for those who need it or want to refresh their witnessing skills.
 - c. Be sure to promote the revival during each visit.
3. Prepare visitation assignments for the staff and Revival Team to visit during the week of revival. These should be packaged in groups of six and should be given to the pastor.

C. Calendar of Activities

Six weeks before the revival meeting

Date: _____

- Enlist team members.
- Meet with team to plan prospect discovery and visitation strategy.
- Chairperson should begin to gather materials for visitation.

Five weeks before the revival meeting

Date: _____

- Enlist visitation personnel and enroll them in a visitation training session.

Four weeks before the revival meeting

Date: _____

- Encourage deacons to sign up as prayer partners.

Three weeks before the revival meeting

Date: _____

- Obtain an accurate prospect list from the church office.
- Plan a visitation program suited to the needs of prospects and the schedules of those who are going visiting.

Two weeks before the revival meeting

Date: _____

- Hold sessions to refresh visitation personnel on the principles of visitation.
- Begin the visitation program.

One week before the revival meeting

Date: _____

- Make an extra effort to contact prospects that have not been reached.
- Prepare visitation assignment cards for the Revival Team and staff.

During the week of the revival meeting

Date: _____

- On Thursday, visit prospects that have attended the revival meeting.

D. Additional Suggestions

1. Encourage prospect visitation by departments or classes.
2. If no census is taken, use the block system of visitation. Go from block to block, knocking on doors. Youth are effective in this type of outreach.
3. Use the deacon family ministry plan of visitation.
4. Have a general church wide visitation the week before the revival.
5. Have a Saturday youth visitation day.
6. Have visitation before services each night of the revival.
7. Encourage Sunday School teachers and outreach leaders to visit prospects they know.
8. Ask church members to open their homes the week before revival and invite unsaved neighbors or friends to come over for light snacks. This will provide them with an opportunity to invite them to the revival or witness to the group.

Chapter 18 – Visitation Ministry Team

Sample Letter to Church Members

From the Visitation Ministry Team

[Date]

Dear [Name]:

One of the most important facets of a successful revival is visitation. Surveys show that most people become Christians because of personal relationships. I would like to ask you to personally contact one of the prospects for our church.

You can do this through visitation. Here's how it works.

One evening before the revival service, visit in the homes of people who need to know Christ as their Savior. A team member will accompany you on the visit. You will invite them to come to the revival, and you may want to offer to provide transportation to the church.

In the next few days you will receive a telephone call about your involvement in this ministry. Please pray about this matter and seek the Lord's direction as we build a team of those who will help us bring in the harvest He has already prepared.


May God bless you as we work together to reach our community for Jesus Christ.

Sincerely,

[Pastor]

Special Events Ministry Team

*“I have become all things to all men
so that by all possible means I might save some.”
—1 Corinthians 9:22, NIV*



Your Team—Your team includes a chairperson and one member from each Sunday School department or class—high school through adult.

Your Purpose—Your purpose is to provide opportunities for the Revival Team to appear at community events and schools, and coordinate pre-service events for youth, children, senior adults, and other special interest groups.

Your Task—The following suggestions will help your team plan its work. You may have additional ideas that will prove effective.

A. Meetings

1. The chairperson will meet regularly with the Steering Team.
2. The Special Events Ministry Team will begin weekly meetings six weeks before the revival meeting and continue meeting often enough to plan and accomplish its purpose.

B. Actions

1. Contact the Revival Team to find out when they will be available to speak to special groups. Consider service clubs, Chamber of Commerce, nursing homes, senior adult clubs, radio and television talk shows, and schools.
2. Make the contacts and arrange for the Revival Team to be present. Ensure that any special needs such as sound system, props, media systems, or lighting are provided.
3. If possible, arrange for civic clubs, civil servants, public officials, and such to attend the revival. Arrange with the ushers for them to sit together in a designated area.
4. On Youth Night, plan an all-you-can-eat Pizza Blast—tacos and burgers also work well—one hour before the service. Plan some fun games and a brief gospel presentation by the evangelist. Other possibilities include a skateboard or in-line skating competition or slam-dunk contests where you invite local athletes and coaches to compete or judge. These events are even better if a professional or champion in the sport can attend and give a demonstration. Advertise your event by distributing free tickets at schools in the area for several days before the event.
5. Senior Adult Night could feature a bake-off, craft show, or old-fashioned dress emphasis. Encourage the music evangelist to sing appropriate gospel music in the service.

Chapter 19 – Special Events Ministry Team

6. Children’s Night could include a pizza party—similar to that provided to the youth—one hour before the service. Tacos, burgers, and hot dogs are other popular options. Plan some fun games for interaction, and ask the evangelist to share a simple gospel presentation. Plan an event for parents at the same time that focuses on parenting and family values. Generate interest in the event by giving “Pastor Bucks” to the children for the four weeks preceding the meeting. These are awarded in Sunday School for being present, attending worship, bringing a friend, bringing their Bible, entering the revival poster contest, and so on. On Children’s Night have a store where children and their parents can spend their “Pastor Bucks” on a variety of items. Also, enlist a great storyteller to hold a “Goosebumps from the Bible” story time. Feature Bible stories such as Jonah and the whale, David and Goliath, and so on.
7. Invite a local antique car club to present a car show in the parking lot before the service. Ask one of the members who is a Christian to share a testimony in the service, and recognize all the antique car owners.
8. Puppet shows, clowns, illusionists, mimes, movies, and more can also be used to peak interest. Be sure that whatever you do is done well.

These are just a few ideas to spark interest in the revival. Think creatively and you will come up with some special events that will make your revival meeting interesting and effective in reaching people for Christ.

C. Your Ideas:

D. Calendar of Activities

Six weeks before the revival meeting

Date: _____

- Enlist team members.

Five weeks before the revival meeting

Date: _____

- Check with local service organizations to see if the Revival Team can speak to the club. Make necessary arrangements.
- Secure permits, if necessary, to hold services in a public place. Make arrangements to secure stage, public address system, and other needed equipment.

A Campaign for Revival, Renewal, and Evangelism

Four weeks before the revival meeting

Date: _____

- Plan with key leaders for pre-service activities. Coordinate plans with other ministry teams that might be planning special events.
- Work with the pastor to plan activities your ministry team might suggest.

Three weeks before the revival meeting

Date: _____

- Contact the music evangelist about ideas related to music for children or a special children's choir.
- Complete plans for pre-service activities.

Two weeks before the revival meeting

Date: _____

- Begin to make announcements in youth and children's departments about pre-service activities.
- Ask children's and youth leaders to begin contacting those who have not been regular attendees.

One week before the revival meeting

Date: _____

- Make posters announcing activities your ministry team will host.
- Enlist workers to provide refreshments and other items for activities.
- Continue to enlist children and youth to attend the services.

During the week of the revival meeting

Date: _____

- Encourage youth and children to be present at each revival service.
- Seek to generate interest up to the day of the activity.

E. Additional Suggestions

The following suggestions are activities that can be done to create more interest in the revival services.

1. Plan a church fellowship for church members to meet the Revival Team before the first night of the revival.
2. Have a Spiritual Evaluation service where church members take inventory of their spiritual health.
3. Host a High Attendance Day.
4. Have Family Night where families sit together and where emphasis is placed on the home as a center for evangelism.
5. Have Good Neighbor Night where neighbors are brought to the services.
6. Have Music Night where the choir members are responsible for packing pews.

Brainstorm for other special emphasis ideas. The Special Events Ministry Team should concentrate on ideas that will bring people into the services and create an interest in the revival.

Decision Counseling Ministry Team

*“Whoever acknowledges me before men,
I will also acknowledge him before my Father in heaven.”
—Matt. 10:32, NIV*



Your Team—This ministry team should be led by the pastor or a layperson that is strong spiritually. Each member should have a consistent Christian walk and a zeal for prayer and evangelism.

Your Purpose—Your purpose is to provide and train decision counselors to lead people to Jesus Christ, document each decision for Christ, and secure the information needed for follow-up.

Your Task—The following suggestions will help your team plan its work. You may also have additional ideas that will prove effective.

A. Meetings

1. The chairperson will meet regularly with the Steering Team.
2. The Decision Counseling Ministry Team should meet often enough to plan and accomplish its purpose.

B. Actions

1. Enlist Decision Counselors
 - a. Enlisting decision counselors is an act of faith. Be expectant and think big as you plan the number of counselors you will enlist.
 - b. Individuals trained in witnessing make excellent decision counselors. Other Christians who have a valid testimony of conversion and a consistent Christian walk are excellent prospects for decision counselors, as well.
 - c. All counselors must be trained. Even those who are experienced witnesses need some orientation on the materials you will be using to counsel respondents. Also, they need to be informed of how the invitation will be conducted, how respondents to the invitation will be counseled, and how to record each decision for Christ.
2. Train Decision Counselors
 - a. After enlisting decision counselors, provide a date (or dates) for the training that most closely fit the schedules of those enlisted.
 - b. Secure a classroom at the church to hold the training. If possible, plan the training during a time when the sanctuary or auditorium in which the revival meeting is being held is available. The trainer may want to go there to more clearly explain the plan for what happens during the invitation.

Chapter 20 – Decision Counseling Ministry Team

- c. Secure a trainer. The pastor of your church is usually the best one to do this. If available, the evangelist who will be sharing during the invitation times would be an excellent choice as well. Make sure that the enlistees know the basics of decision counseling.
 - d. Use the information in the Counselor Training portion of this guide for more information.
3. Conduct Decision Counseling
- a. Communicate with those planning the services about exactly how and when the invitation and decision counseling will take place.
 - b. Secure a room for decision counseling. Place enough chairs facing each other for all of those making decisions and those doing the counseling.
 - c. Secure enough materials—Personal Commitment Guides, pencils, badges, etc.—for each service.
 - d. During the service, provide help with seating, pair respondents with counselors, and have more experienced counselors available to help with special situations.

C. Additional Information

1. During the decision counselor training, share the gospel and give an opportunity for those attending to pray and receive Christ—just in case there are some who need to be saved.
2. Inform decision counselors that the term counselor is an internal term to refer to those helping others to begin a relationship with Jesus Christ. We are not to portray ourselves as being experienced or professional therapists. In fact, during the services encourager is a much better term to use.
3. Many of your counselors will lead people to Christ for the first time in their lives. This is an excellent first exposure to evangelism for some. Decision counselors will be wonderful prospects for your personal evangelism trainings, visitation teams, and canvass teams in the future.
4. Remember to emphasize neatness and spelling when filling out response cards. It is vital for follow-up to document the respondent's complete contact information.
5. Encourage decision counselors to pray for the revival services and for respondents during each invitation.

D. Calendar of Activities

Six weeks before the revival meeting

Date: _____

- Enlist team members.
- Secure a trainer.

Five weeks before the revival meeting

Date: _____

- Order materials *Personal Commitment Guides*, pencils, badges, etc.

A Campaign for Revival, Renewal, and Evangelism

Two weeks before the revival meeting

Date: _____

- Decision counselor training.

One week before the revival meeting

Date: _____

- Have a rehearsal of the invitation in the sanctuary or auditorium.

During the week of the revival meeting

Date: _____

- Conduct pre-service prayer meetings.

Chapter 20 – Decision Counseling Ministry Team

Spiritual Evaluation Card

In honesty before God, I evaluate my spiritual condition as follows (check all that apply):

- I know Christ as my Savior and Lord, and I am a member of this church.
- I am a member of this church, but I am not sure that I am saved.
- I am a Christian, but my church membership is not in a church in this area.
- I am a Christian, but I am not living for the Lord. I would like to renew my relationship with Christ.
- I am considering transferring my letter to this church.
- I am interested in becoming a Christian and would like to talk to someone.
- I received Jesus today as my Savior and Lord.
- I believe God is calling me into some kind of full-time Christian vocation.
- I am a Christian, and I will try to bring an unsaved friend to the revival.

I plan to attend the revival (circle all that apply):

Sunday Monday Tuesday Wednesday Thursday Friday Saturday Sunday


Signed _____

Address _____

City _____ State _____ ZIP _____

Phone _____

Church Health—A Key to Revival



Reality Check—Americans Preferring No Religion Doubled in 1990s

The number of Americans who said they have no religious preference doubled in the last decade of the Twentieth Century. Interestingly, most of them maintained their belief in God while avoiding organized religion.

In an article in the April 2002 edition of the *American Sociological Review*, Michael Hout and Claude S. Fischer, sociologists at the University of California at Berkeley, reported that “relatively few of the respondents are secular, agnostic or atheist; most actually pray. Their most distinguishing feature is their avoidance of churches.”

The unchurched believers often described themselves as spiritual rather than religious.

The research is part of the *USA: A Century of Difference* project funded by the Russell Sage Foundation.

“Healthy churches aren’t determined by budgets, buildings or even baptisms. A healthy church must proclaim first and foremost the fact that every human being is created for the purpose of loving God. . . . For believers there is only one first, right thing, one grand purpose in life. . . to please and pursue God. Most of the misery in the world stems directly from the rejection of this first Great Commandment. . . . Christians who finally understand the Great Commission will begin to share at home, around their region and around the world. Their lives will be marked by numerous short-term mission trips, and those who have a vision for the Great Commission will not be able to go enough. The life they’ve always dreamed of lies within the mission they’ve yet to accept.”

—John Marshall, Pastor
Second Baptist Church
Springfield, Missouri

Sermon Outline on the Importance of Healthy Churches

Healthy Churches are Marked by Great Commitments

Matthew 22:37-39; Mark 16:15

The sermon on which this outline is based was delivered in October 2002 by John Marshall during the Layne Lectures on Church Health at New Orleans Baptist Theological Seminary. Marshall has been the pastor of Second Baptist Church in Springfield, Missouri, since 1995. Second Baptist ranks among the top churches in Missouri in several categories, including worship attendance, baptisms and Cooperative Program giving. Average attendance is 2,900 for worship, and the church's four Sunday Schools reach more than 2,200 people each week.

Three Aspects of a Healthy Church

Healthy churches aren't determined by budgets, buildings, or even baptisms. A healthy church must proclaim first and foremost the fact that every human being is created for the purpose of loving God.

The three aspects of a healthy church include heart-healthy members—individuals who love God first, their neighbor second, and, third, who want to be part of fulfilling the Great Commission.

First, love God above all others.

The call to be a Christian is the call to give heart, soul, and mind to the One who is above this world. No life is fulfilled until wholly engrossed in this relationship of ultimate value. For believers there is only one first, right thing, one grand purpose in life—to please and pursue God.

Most of the misery in the world stems directly from the rejection of this first Great Commandment. When church members fail to put God first, the result is broken homes, meaningless lives, and shattered dreams.

Loving God must be the controlling drive of life, our ultimate quest. "Keeping our feet ever on the path called 'straight and narrow,'" Marshall said. In a healthy church everybody knows they are expected to pursue one first, right thing—intimacy with God.

Second, love your neighbor.

The next issue for the healthy Christian flows directly out of a love relationship with Jesus Christ—concern for one's neighbor. Jesus teaches in Matthew 22:39 that Christians are to love their neighbors in the same way they love themselves.

Our Master did not leave it to us to define who our neighbor is. He gave us the command and then was very specific as to who the neighbor is. Our neighbor is every living, breathing, human being who comes into our influence.

Jesus taught us what it means to be a healthy church. Jesus also taught us what it means to be healthy people. What it means is to love God first and then to love our neighbors—being kind to everyone in every way we can.

Obedience to the second great commandment is where Christianity becomes action. It only comes as a result of putting God first. While seeking to follow this commandment, Christians must never help and heal others in a way that steals the glory from Jesus. God's name has to be attached to the deeds of kindness. When we are doing acts of kindness as a healthy church, we must make sure Jesus gets the credit.

Third, live the Great Commission.

The third key to healthy Christians is found in how they respond to the Great Commission, which can be summed up in one word—go. To go is the only acceptable option, and healthy churches say it over and over again without apology.

The Great Commission is a command that is given to the individual believer—not the local church, not the Southern Baptist Convention, not the mission boards. The church, the convention, and the mission entities exist to help individuals get involved in fulfilling the Great Commission.

The directive to go—the Great Commission—is the marching order for all Christians. We have no right to sit idly by with our arms folded, indifferent to the world’s woes. Untold millions are still lost and destined to an eternity separated from God.

The End Result

Christians who finally understand the Great Commission will begin to share at home, around their region, and around the world. Their lives will be marked by numerous short-term mission trips, and those who have a vision for the Great Commission will not be able to go enough.

For many, the life they’ve always dreamed of lies within the mission they’ve yet to accept.

Real World Examples of God at Work—Could it Happen in Your Church?

Evangelism leader recalls revival in small Utah town

SALT LAKE CITY [BP]—Vernal was like many small towns in Utah in the early 1980s. About 85 percent of the population—roughly 10,000 people—claimed membership in the Church of Jesus Christ of Latter-day Saints [LDS], while First Baptist Church had a Sunday morning attendance of only about 70.

But beginning in 1984, something happened in that town of about 12,000 unlike anything Southern Baptists in the region have seen before or since. A new pastor with a fresh vision for the community came to town. A prominent couple left the LDS church and began telling others about Christ. It became routine and expected in the church to build on friendships with Mormon neighbors and share Christ.

By the end of five years, 450 Mormons had paid the enormous price of leaving the LDS church and acknowledging the Christ of Scripture through the ministry of First Baptist. Other Christian churches in the community also shared in the harvest.

Herb Stoneman, pastor at the time, placed a bold challenge before the small congregation. In order to better reach into the community, he asked members to invite as many friends and neighbors as possible for an event called Roundup Sunday.

“We set an absolutely unreachable goal of 250 people for worship—but on that Sunday morning we had 278. We blew the doors off the place, and suddenly the body of believers gained a vision that the work at Vernal could really impact the community.”

Chapter 21 – Church Health—A Key to Revival

Much of the early effort was aimed at “inreach,” or reaching inactive members. But the results went far beyond their expectations.

At one point when there had not been a baptism for just two weeks, Stoneman heard concerns about whether something was wrong in the church.

What did Stoneman learn from the experience? God showed him a basic principle of evangelism that applies to Mormons or anyone else that needs the gospel.

“The first principle is one of being totally in love with the lost. You have to love lost people enough to expose yourself as far as your own weaknesses.

“The second principle is that there’s no such thing as being effective in evangelism while being a silent witness. You must say what you believe and you must make certain people know there’s a difference. People come to Christ when people come to them and tell them of their need for Christ.”

Looking Deeper

What special event was planned at First Baptist to attract the unchurched to the revival? _____ Sunday


The early efforts of evangelism were aimed at _____, or reaching _____ members.

What two principals did Herb Stoneman learn from experience? _____

Complete this sentence:

_____ come to Christ when _____ come to them and tell them of their _____.

Methods of Praying for Revival



“I feel it is far better to begin with God—to see His face first, to get my soul near Him before it is near another. I ought to spend the best hours in communion with God. This is my noblest and most fruitful employment and is not to be thrust into a corner.”

—Robert Murray McCheyne

“It should be our rule never to see the face of men before first seeing the face of God. The morning watch anchors the soul so that it will not very readily drift far away from God during the day; the morning is the gate of the day and it should be well guarded with prayer. He who rushes from his bed to his business without first spending time with God is as foolish as though he had not washed or dressed, and as unwise as one dashing to battle without arms or armour.”

—Charles H. Spurgeon

“If I fail to spend at least two hours in prayer each morning, the Devil gets the victory through the day.”

—Martin Luther

The most important request the pastor will make is for prayer. Prayer must accompany and follow every move. Every idea and plan must be brought before God in prayer. Every unsaved person and every prospect for church membership should be lifted to God in prayer.

Northwest Baptist Church in Milwaukee, Wisconsin prepared for a harvest crusade by setting aside a time to pray for the lost in their community. Forty eight people organized themselves in groups of three, gathered the names of lost friends, and for the six weeks prior to the crusade diligently prayed for their salvation. In a demonstration of the power of prayer, the crusade yielded 59 professions of faith, fifty of which were ones specifically prayed for by the prayer teams of Northwest Baptist Church!

Though responsibilities will be shared with many groups throughout the church, the pastor must be a person of prayer—in tune with God—as an example to the church. The depth and commitment of a pastor’s prayer life will influence the depth and compassion of the people in the church.

There are a variety of ways which a church can pray to God for the unchurched in its community.

Chapter 22 – Methods of Praying for Revival

Cottage Prayer Meetings

A month or more before the revival is a good time to arrange cottage prayer meetings. In these meetings members of your church gather in small groups at prearranged times in someone's home to pray. The agenda should be simple—keep the focus on prayer and not on socializing. Prior to the meeting have someone compile a list of prospects who have been turned into the church office. Divide the list among those who are praying and ask God to make His presence known in the life of each individual.

Creative Praying

In 1 Thessalonians 5:17 the apostle Paul commanded Christians to “pray continually.” This is the opportunity to live out the Word.

Preach a sermon or teach Sunday school class about the importance of prayer. Then offer some creative ways which members of your congregation can pray for the revival. The following examples will spread prayer into every facet of the lives of those who follow them.

Pray in the car. While sitting at a traffic light, offer up a prayer that God will bring the unchurched to Him during the meetings.

Pray during television commercials. How many times have you fretted over the commercials you have to endure between station breaks or during a show you are watching? Redeem that time for God, transforming it into several 60-second prayers for the revival. You may discover you are in prayer up to ten minutes an hour for every show you watch. The time spent in prayer will amaze you.

Pray while waiting in line. Do you have to go to the bank to make a deposit? How long will you stand in line at lunch to order your meal? Use these and other opportunities throughout your day to whisper a prayer to God, thanking Him for His abundant goodness and for the miracles He can work in your life and the lives of those who will be attending the revival.

Pray while mowing your yard. Take the drudgery out of yard work by transforming it into quality time with God.


Pray while doing housework. Repetitious chores, whether inside or outside the house, provide opportunities to pray. When you have your mind on God, the work goes faster. Try it.

Pray via the Internet. As you form prayer teams in your church, be sure to build a database of everyone who has an e-mail address. Once a week, or as the opportunity dictates, send an e-mail with the latest updates to those on the list. Ask the recipients to take some time during their day to pray for each of the requests so God will be glorified through the revival.

Create a prayer wall. On a wall in the church place all the names of the prospects which have been given to the church office prior in advance of the revival meeting. As people walk by, ask them to adopt a specific name and to intercede for that individual or family. If you prefer, you can write the name of each prospect on a piece of paper, place them all in a basket, and have church members choose the name to pray for from the basket.

Go prayerwalking. This evangelism strategy, which was virtually unknown a few years ago, has proven remarkably effective in breaking down strongholds in communities throughout North America. The concept is simple. Designate an area around which you want to pray for a hedge of protection—such as a school or community—and encourage your members to walk the perimeter as they intercede for those who live or work there. Prayerwalking costs nothing but time and can be conducted individually or in a group.

Getting Ready for Revival



The primary reason why so many revivals bear so little fruit is a lack of preparation. Good intentions do not bring people to Christ, and a lack of planning does not result in a well-organized evangelistic strategy.

Before a revival can be effective the host church must be functioning as a healthy body of believers. Any discord and division must be dealt with, and everyone should join in furthering God's kingdom through evangelistic outreach.

Bringing lost individuals into a dysfunctional church is perhaps the most devastating thing that can happen. Within a few weeks they will be submerged in gossip and activities that do not bring glory to Christ. There is no substitute for a sweet fellowship, where mentors are readily available to help new believers and true friendships develop.

The church should not give up, however, the pursuit of holiness that draws others to Christ. Create a spiritual environment where any new believer in Christ can grow and feel safe.

From 1980 to 1994 Eddie Middleton of Acworth, Georgia traveled the country as a member of the Christian vocal group NewSong. As the group sang in revivals and crusades of all sizes, they noticed the relatively small numbers of individuals who were being saved. Sometimes only 80 to 100 came to Christ out of a crowd of 1,500 to 4,000.

That's when Middleton decided to help churches prepare themselves for revival. His solution was to help churches experience a spiritual awakening before they reached out to their community. The following is a strategy he uses to guide congregations to a closer walk with Christ and to rekindle that first love that may have grown cold.

What's your story? Would you like to hear mine?

Experience has shown that a minimum of four weeks should be dedicated to an emphasis that challenges the entire church to write out their testimonies. As a pastor you have loved the people, preached the Word, and been there for them through thick and thin. You must encourage them to develop a written account of their conversion experience.

Such an exercise will allow every believer to examine their conversion experience—many for the first time. It will further strengthen those who are truly saved, and it will also convict those who have never personally invited Christ into their life.

Chapter 23 – Getting Ready for Revival

Week One

- Stickers should be prepared that say, “What’s Your Story? Would you like to hear mine?” These stickers are distributed in Sunday School and in worship services. For at least four weeks the topic of conversation throughout the church should be “What’s Your Story?” Saved people should be ready to tell what Jesus has done for them. Revelation 12:7-11 tells the importance of your testimony and how the word of your testimony gives you the power to overcome. 1 Peter 3:15 (NASB) says, “But sanctify Christ as Lord in your hearts, always being ready to make a defense to everyone who asks you to give an account for the hope that is in you, yet, with gentleness and reverence.” In 2 Corinthians 13:5 (NASB) we read, “Test yourselves to see if you are in the faith; examine yourselves! Or do you not recognize this about yourselves, that Jesus Christ is in you—unless indeed you fail the test.”
- As God leads, preach on the topic of Christian testimony.
- After the message, share your personal testimony for two minutes. Provide information such as when and where were you saved, and why you have confidence that when you die you will go to heaven.
- Distribute pens and paper. Ask these in attendance to write out their story and tell why they believe they will go to heaven. Have them turn their answers in. Let them know that you are not trying to embarrass anyone, but that it is critical for them to be able to express how Jesus Christ has changed their lives.
- The staff, NET, F.A.I.T.H., or EE (Evangelism Explosion) teams should go over these testimonies to see if they are New Testament conversions—truly changed lives. Contact those about whom you have questions and explore their conversion a little further. If someone is confused or can’t answer your questions, perhaps they need to reexamine whether they are truly saved. Many times, simply letting someone voice their experience helps them to nail down that they have accepted Christ. Many individuals know their testimony and could share it, but they don’t have the courage to take that first step. Help them overcome their fear of failure.

Week Two

- Continue to distribute stickers, pens, and paper for those who were not present the previous week. Everyone should wear a lapel sticker, and the buzz throughout the church should be, “What’s Your Story?”
- Promote Sunday morning and evening as praise, worship, and testimony services with quartets, trios, solos, or choir specials. The music should be a blend of intimate praise, worship, and joyful celebration about the Cross and the salvation offered to us. The goal for these services is to present at least one or two testimonies from those who have realized that they never personally accepted Christ, but now want to publicly profess Him as their Lord and Savior. The testimonies should be the primary way the gospel message is delivered.
- Challenge members to bring lost family and friends to hear what God is doing in the lives of others.

Week Three

- Continue to distribute the stickers, gather testimonies, and encourage people to tell their story to others in the church.
- At this point, revival may begin with people being saved and testimonies being shared with a new-found confidence.
- Sunday services will be carried out as they were the week before, with praise music and testimonies.
- It would be wonderful to have at least two additional testimonies of people who were saved during this emphasis.

Week Four

- You can continue this as long as you wish, but it should last at least four weeks.
- At some point in the Sunday morning service, distribute a spiritual birth certificate for everyone to take home. For example:

Spiritual Birth Certificate

EDDIE MIDDLETON

BORN: April 15, 1947, in Albany, Georgia at 11:33 a.m.

ATTENDING PHYSICIAN: Dr. Frank Thomas

BORN AGAIN: December 3, 1976, shortly after 8:00 p.m., at Morningside Baptist Church

ATTENDING PHYSICIAN: Dr. Jerry Spencer

Chapter 23 – Getting Ready for Revival

Real World Examples of God at Work—Could it Happen in Your Church?

Beyond experiencing revival, churches seek to sustain it

MARTIN, Tenn. [BP]—Greg Crocker was a faithful member and ordained deacon at Bible Union Baptist Church, but it wasn't until a revival at his church last fall that he actually met the Lord.

“I always assumed I was saved,” said Crocker, a pastor's son who had “gone forward” when he was 10 years old. But what really shocked Crocker were the people who joined him at the altar. His mother, sister, niece and nephew also accepted Christ.

“I was really shocked when my mom came forward,” he said. “I've never been a part of a revival like this before.”

Thirty people made first-time professions of faith during the September 26-October 1 revival, a church averaging 121 in Sunday morning worship. Another 30 people rededicated their lives to the Lord, reported the pastor.

“Most all our first-time professions of faith and rededications were longtime church members,” said the pastor, whose two sons also accepted Christ during the revival.


“Four months later, the county is still in a stir about it. Everywhere I go people are asking about the ‘Great Revival.’ I went to lunch in a town 22 miles away, and people came to our table to talk about what happened.”

Looking Deeper

What shocked Greg Crocker about the people who joined him at the altar? _____

What was the long-term impact of the revival on the community? _____

Prospecting Ain't Just for Gold Miners



This just might be one of the most enjoyable aspects of revival preparation. Unfortunately, it is often the most neglected. It's a simple fact that you're not going to have a very effective revival without a list of prospects that need to know the Lord. Prospects are all around us. The problem is we just don't train ourselves to see them.

A well-respected art critic once commented that there was no fog in London until James Whistler began painting it in his art. Of course, the fog had always been there. The people had just adapted to it and never noticed it.

That's the way it is today with the relationship between the church and the unchurched. Most believers have learned to accommodate the lost world rather than seek to save those who are perishing in it. One of the goals of a revival is to sensitize laity to the lost who they encounter every day—those who surround them at work, at the shopping mall, and in the grocery store.

We are always brushing shoulders with those who do not know Christ. The following exercises will help break down barriers and give believers a new understanding of evangelism and outreach.

Special Events and Activities Registration

Church-sponsored events such as Christmas or Easter musical presentations, Halloween alternative activities, block parties, wild game suppers, sports teams, and classic car shows should always have registration forms in order to record the names of potential prospects. The information concerning people who need Christ should be filed in the church's evangelistic prospect system. These evangelistic activities may include events held at sites other than the church campus and can be held shortly before the revival in order to generate a list of prospects.

Ten Most Wanted

During the sermon or through Sunday School classes, distribute two cards to each person and ask them to list ten people whom they want to see accept Christ. Allow five minutes for this exercise.

Collect one of the cards and build a master file for the database of prospects. The individual keeps the copy as their personal prospect list. The church can begin a program of praying for the individuals and include them on future visitations.

Chapter 24 – Prospecting Ain’t Just for Gold Miners

Who Do You Know?

This is a variation on the Ten Most Wanted approach. During the Sunday morning worship service distribute a special prospect card that says, “Who Do You Know Who is a Prospect for Our Church?”

On one side will be the regular attendance questions. On the other side will be the “Who Do You Know?” wording and a list of several occupations—such as pharmacist, convenience store clerk, mailman, grocery store checker, etc.—followed by a black line in which to write a name and business location. Be sure to provide several empty lines where the church member can write additional names that come to mind. At the end of this list leave space for the church member to record his or her own name and phone number.

Ask that the cards be placed in the offering plate during the offertory. The church member’s phone number will enable them to be contacted later in the week by the church office.

The purpose of this approach is two-fold. First, it conditions church members to think and pray about the lost people around them, and it motivates them to witness to them when they see them. Second, it helps the church to build a current prospect file of individuals who need Christ.

Think One

One month prior to the revival, distribute a folded tent card to each individual in the church. The wording “Think One” will be printed on the outside. On the inside will be printed “I will pray for _____ each day during the revival.”

When filled in with an unchurched friend’s name, this card can be placed on a kitchen table, office desk, or other prominent location where the member can pray for the prospect

On the first day of the revival give a second tent card to the same individuals. On the inside will be the wording, “I have been praying for you for the past month. This is your personal invitation to attend revival services at _____ Church this week. Services begin at ___ p.m.” The back of the card will contain the church address, phone number, and pastor’s name.

This second card will be given to the individual who has been prayed for. There are people in your church who will not feel comfortable going visiting, but they will give someone a card after they have created a bond with them by praying for them for an entire month.

This is a very effective way to involve believers in getting prospects to attend a revival service.

Operation Andrew

Operation Andrew is a simple plan to help believers pray for, befriend, invite, and bring individuals they know who need Jesus Christ to the revival. There are five steps to this approach, which was pioneered by the Billy Graham Evangelistic Association.

The first, *Look Around*, calls for participants to look around the mission field where they live and record the names of the unchurched that they will pray for regularly.

Step 2 is *Look Up*, which focuses on praying each day that God will provide the opportunities to share His love with those individuals.

Step 3 is *Look Out* and encourages the believer to cultivate friendships with the unchurched.

Step 4 leads the participant to *Look Forward* and invite each person to the revival.

In Step 5, *Look After*, the believer is encouraged to begin mentoring and discipling the new believer, or continue to love and pray for those who did not respond.

Prayer Triplet

This is a very effective approach that can be used by itself or as part of the Operation Andrew strategy. One month prior to the revival ask three people to form a prayer triplet to pray for the upcoming services and the evangelist. As often as the group feels necessary they will contact each other for support and accountability as they intercede for the lost.

Provide each prayer triplet with names of specific prospects who can be prayed for during the month. Matthew 18:20 is the scriptural basis for this strategy.

Bus Ministry Without Buses

Many churches cannot afford a bus ministry, but this approach has the same result without any financial expense.

Before Sunday school and the worship service, dispatch individuals to count how many cars arrive with empty seats. Then during the worship service report something similar to, “Today we had 300 cars that arrived with only one or two people in the vehicles. If each car was full, we would have had 900 additional guests with us for today’s services. Look around you and see who you could bring with you next Sunday. If everyone brought their neighbors or friends, we would see God work in a mighty way in those lives.”

Ask the drivers to dedicate their vehicles to God as they become their own bus ministry.

Canning Hunger

This is a very popular way for the church to become involved in the community while building a list of prospects.

Have members of the church go to 20 of their neighbors and tell them they are collecting canned goods for the needy in the community. If the person donates, inform them that the church will be collecting cans once a month for three months and ask if they want to participate.

After the third month inform the donors that a dessert party will be hosted in the church member’s home to give an accounting of how many families were helped through the food drive. If someone at the meeting asks why the church or the church member was involved in the drive, use that question as a low-key approach to provide a witness.

Local Utility Companies

An easy way for churches in a small town to build a current prospect list is to ask their local utility companies for the names and addresses of persons who have had their utilities connected recently. This is public information and can sometimes be found in the *Matter of Record* section of the newspaper.

Armed with this information, church members can visit with a loaf of bread, cookies, or a special gift to welcome the new resident and discretely inquire about their spiritual status. Another way to reach new residents is to contact the local *Good Neighbor*, *Welcome Wagon*, or similar organization and ask to be included in their visits.

Door-to-Door Surveys

Neighborhood surveys are effective for locating the unchurched in your community—many whom are just waiting for an invitation to attend a special event or worship service at your church.

When was the last time you thought like a lost person?

The best way to identify prospects is to walk in their shoes and see the world through their eyes.

First Person

“If You Want To Learn About Unbelievers, Listen To Them”

**By Rick Warren, Pastor
Saddleback Valley Community Church
Lake Forest, California**

***T**he longer you're a believer, the less you think like an unbeliever. After you come to Christ, your interests and values change.*

Because I've been a Christian for most of my life, I think like a Christian. I don't normally think like an unbeliever. Worse than that, I tend to think like a pastor and that's even farther removed from an unbeliever's mindset! That means I must intentionally change mental gears when seeking to relate to non-Christians.

If you look at most church advertising, it's obvious it was written from a believer's viewpoint not from the mindset of the unchurched. When you see a church ad that announces, "Preaching the inerrant Word of God!" who do you think that ad appeals to? Certainly not to unbelievers.

Personally, I consider the inerrancy of Scripture as a nonnegotiable belief, but the unchurched don't even understand the term. If you're going to advertise your church, you must learn to think and speak like unbelievers. The spiritual terminology that Christians are familiar with is just gibberish to the unchurched.

I've often heard pastors complain that unbelievers are more resistant to the gospel today than in the past. I don't think that is true at all. More often than not, resistance is just poor communication.

The problem is, the message isn't getting through. Churches need to stop saying that people are closed to the gospel and start finding out how to communicate on their wavelength.

No matter how life changing our message is, if we're broadcasting on a different channel from the unchurched it won't do any good.

How do you learn to think like unbelievers? Talk to them! One of the greatest barriers to evangelism is that most believers spend all their time with other Christians. They don't have any non-believing friends. If you don't spend anytime with unbelievers, you won't understand what they're thinking.

Five of the most important questions you'll ever ask a prospect


This survey has been reprinted in dozens of books and articles. Several thousand churches have now used these five questions in their own communities. One denomination used these questions to start 102 new churches on a single day. I began Saddleback Valley Community Church by going door-to-door for 12 weeks and surveying the unchurched in my area. I wrote down in my notebook five questions I would use to start Saddleback:

1. **What do you think is the greatest need in this area?** This question simply got people talking to me.
2. **Are you actively attending any church?** If they said yes, I thanked them and moved on to the next home. I didn't bother asking the other three questions because I didn't want to color the survey with the opinions of believers. Notice that I didn't ask, "Are you a member?" Many people who haven't been inside a church for 20 years still claim membership in some church.
3. **Why do you think most people don't attend church?** This seemed to be a less threatening and offensive wording than "Why don't YOU attend church?" Today many people would answer that question with, "It's none of your business why I don't go!" but when I asked why they thought other people didn't attend they usually gave me their personal reasons anyway.
4. **If you were to look for a church to attend, what kind of things would you look for?** This single question taught me more about "thinking like a unbeliever" than my entire seminary training. I discovered that most churches are offering programs that the unchurched are uninterested in.
5. **What could I do for you?** What advice can you give to a minister who really wants to be helpful to people? This is the most basic question the church must ask its community. Study the Gospels and notice how many times Jesus asked someone, "What do you want me to do for you?" He'd begin with a person's needs.

If you haven't ever surveyed the unchurched in your area, I strongly recommend that you do.

Rick Warren is the founding pastor of Saddleback Valley Community Church in Lake Forest, California, one of the largest Southern Baptist churches in the country. He is the author of the international best sellers *The Purpose Driven Church* and *The Purpose Driven Life*, which have sold tens of millions of copies worldwide. For Warren's free e-mail newsletter, visit his Web site, www.pastors.com.

Nine Ways to Promote Your Church Revival That Are Absolutely Free (or Are Very Easy on the Budget)



We all know that money doesn't grow on trees and resources are scarce. That's why we've compiled a list of nine ways to promote your revival that won't break the bank.

Leave a sweet taste in their mouths.

Puget Sound Baptists found a creative way of getting the attention of unchurched residents by appealing to their stomachs. While not a free promotion, it is very cost effective. Shortly after the first Krispy Kreme doughnut shop opened, they arranged to purchase several dozen boxes of doughnuts and distribute them at a local shopping mall. Armed with permission from the proper authorities, they spent a couple of hours on a Saturday afternoon giving away the free doughnuts with a card inviting the recipients to church events.

Ride the air waves.

The Federal Communications Commission (FCC) requires all radio stations to provide free advertising. Contact your local station and inquire how you use that airtime. Remember to keep your announcement to the bare minimum—just three or four sentences. The North American Mission Board (NAMB) offers a set of radio spots—at minimal cost—that can include a brief message from your pastor at the end of the spot. The spots can be used as purchased advertising or as free public service announcements. For more information call NAMB's Church Advertising Resources at 1 800 519-9271, or e-mail ads@namb.net, or visit the Web site at www.namb.net/ads.

“Free Coffee Zone Ahead”

If your church is located at an intersection that is not too busy—a four-way stop rather than a traffic light would be ideal—hand out free, hot coffee to motorists during the early morning commute. The stand can be set up curbside, and volunteers can shuttle the coffee to motorists as they stop briefly at the intersection. Do not hold up traffic by talking to the motorists or you will create a traffic jam and ill will. Just walk from car to car with a big smile and a hearty, “Good morning,” and offer the coffee. Be sure to have a large sign on the side of each road approaching the intersection announcing, “Free Coffee Zone Ahead” to alleviate motorist fears that you are soliciting donations. On the corner where the coffee station is located, have a large sign saying something similar to, “Join us for revival services (Date, Time)” so motorists can quickly catch the message.

Who's up at 2 a.m.? Your audience.

Cable television stations frequently have advertising packages that will allow your message to be broadcast as low as \$10 a spot. You cannot specify when your spot will appear, but it will range between prime time on the six o'clock news to a 2 a.m. station break. It's not very likely that you'll get the six o'clock news when other are willing to pay top dollar for the same spot. However, the early morning spots will reach a lot of people who work night shifts—many of whom may be the prospects you are trying to reach.

Let your youth open some doors.

Unleash the creativity of your youth and empower them to make posters to reach their peers. Then let them distribute the posters through their own networks—shops where they get their fingernails done, where they do their laundry, or at their favorite pizza place. You'll be surprised at the places where they have total access and where you would not stand a chance of having your request granted.

Minimize advertising costs.

Have local merchants donate a page in the local newspaper on behalf of the church. This will help relieve the expense of advertising.

Spread the word on campus.

Provide contemporary covers for schoolbooks with revival dates printed on them. Have the youth collaborate on the design so that the covers will communicate to their age group.


Involve your deacons and Sunday school teachers.

Enlist the support of the deacon chairperson to publicize the revival through the deacon family ministry plan. Ask Sunday School teachers to call class members and encourage them to come to the revival.

Host an evangelism fair.

Don't keep your best ideas to yourself—share them with other churches in your association. Schedule an annual evangelism fair through your association where churches can gather for an afternoon or evening to share what is working in sister churches. Each church can have a booth where a representative distributes an outline of their evangelistic outreach and ways to tailor it to different settings. Similar to a missions fair, refreshments can be provided and guests can stroll among the booths, and collect ideas to bring back to their churches.

Publicity, Promotion, and Enlistment— There *IS* a Difference



The secret to effective revival preparation is more than just putting up posters—which is passive—but in actually enlisting individuals to attend—which is active. The greatest resource you have is the creativity of those in your church to brainstorm exciting ways to bring their friends and neighbors to the services.

Announce through Sunday school, the church bulletin, and on your Web site a special meeting after a morning or evening worship service where you will brainstorm ways to promote the revival and enlist church members to serve. Involving people is an excellent way to ensure success for the revival.

For starters, consider asking individuals to give their testimony at clubs or organizations where they belong, distributing promotional materials, visiting the unchurched, and making telephone calls.

Every Sunday School worker should be enlisted to inform class members and prospects about the revival. Those working in the preschool and children's divisions should visit parents. Under adult supervision, youth and children can distribute handbills, signs, and bumper stickers.

For some communities, no revival would be complete without different nights focusing on a variety of groups to build attendance. While older adults may find the strategy to be a little worn, younger members are especially excited about bringing their friends to a special night. Certain groups may be spotlighted on various nights during the revival—young adults, grandparents, families, retirees, children, youth, and church and civic groups are just a few.

- **God and Country Night** could honor those serving in the military, local policemen, firemen, EMTs, and others. A patriotic theme could prevail.
- **Good Neighbor Night** provides an opportunity for people to invite their neighbors.
- An emphasis for **children** involves both children and their parents. A 200-foot-long hot dog for 200 children is an unusual way to provide refreshments and attract attention.
- **Youth Night** with the city's largest pizza or a banana split made with 100 bananas and ten gallons of ice cream are variations. Involve the youth in making the banana split.

Chapter 26 – Publicity, Promotion, and Enlistment—There is a Difference

Sample Sign-Up Card—Sunday School Night

Put eight cards on a sheet, reproduce on card stock, and cut apart.

Give each Sunday school department and class enough of these for every Sunday School member.

Sunday School Night at the Revival

[Date, Time]

Yes, I will support my Sunday school class department and attend Sunday School rally night on Monday evening of the revival.

Signed _____

Sample Invitation—Youth Night

Put eight cards on a sheet, reproduce on card stock, and cut apart. Include the time the rally begins and the revival service ends.

Put five invitations in each letter to youth. Have extras to distribute in Sunday school.

Teen Rally at the Revival

[Date, Time]

You are invited to come, eat pizza, and listen to music by [list special musicians]. Afterwards, all teens will sit together in the revival service.

_____ Baptist Church

[Address] _____

Sample Invitation—Children’s Night

Put eight invitations on a sheet, reproduce on card stock, and cut apart. Include the time the rally begins and the revival service ends.

Put five invitations in each letter to children. Have extras to distribute in Sunday school.

Children’s Rally at the Revival

[Date, Time]

You are invited to come, eat hot dogs, and see a puppet show. Afterward, all children will sit together in the revival service.

_____ Baptist Church

[Address] _____

Sample Invitation—God and Country Night

Put two cards on a sheet, reproduce on card stock, and cut apart. Include the time the rally begins and the revival service ends.

God and Country Night

Friday at: _____

Church location: _____

Date: _____

I want to extend a special invitation to all my friends to attend our God and Country Night service. I am inviting police, fire fighters, people from labor unions and VFW chapters, and others who would be interested in this service. Will you please attend and sit with me?

Your Friend: _____

Name: _____

Real World Examples of God at Work—Could it Happen in Your Church?

DECATUR, Ill. [BP]—The youth lock-in started simply enough.

Volunteer youth director Becky Kirk had scheduled a few games and four testimonies from teenagers. As it turned out, she said, “God had other plans” for the youth at Christmas Tree Road Baptist Church, Decatur, Ill.

“You almost just had to have been there to be able to put it into words.” Testimonies from youth kept coming—more than 20 in all. Four made professions of faith. “When the youth would go up on stage and give their testimonies, you could have heard a pin drop on the carpet,” Kirk said. “God was moving.”

The results of that night are still being felt. Since October, 26 youth associated with Christmas Tree Road Baptist Church have made professions of faith.

Christmas Tree Road’s youth group needed something. Attendance had dwindled to four.

But now, the youth are even making some inroads at area public high schools where most of them attend. They’ve started Bible studies and share their faith with friends.

“The kids are leading each other to the Lord,” Kirk said. “It’s just awesome.”


“It’s the closest thing to an absolute sovereign move of God I’ve ever seen,” said the director of missions for Central Baptist Association and interim pastor at the church.

One teenager from Christmas Tree Road, who had been talking to a girl in his science class about the Lord, recounted what it was like the day God saved her. “We prayed out loud in the middle of this big group in science,” he said. “Everybody was standing there watching us. That was awesome.”

Looking Deeper

How did God use a simple youth lock-in to bring about revival to Christmas Tree Road Baptists’ youth?

Don't Forget the Youth



“In 2006, the largest number of youth in American history will be all around us. What will the church do differently between now and then to reach them?”

—Alvin Reid, Professor of Evangelism
Southeastern Baptist Theological Seminary

While most revival efforts focus on adults, most churches are ignoring one of their most important resources—the youth who will be the future leaders of their community, state, and nation. Many times the potential of the youth is glossed over or forgotten in the rush to bring Christ to the young married couples and middle-aged adults in the congregation.

That could be a serious blunder. Alvin Reid, who speaks to up to 15,000 youth annually in *DiscipleNow* rallies, other youth conferences, and summer camps nationwide, has a unique perspective of the untapped potential of the budding leaders.

Reid, who serves as professor of evangelism at Southeastern Baptist Theological Seminary in Wake Forest, North Carolina, sums up his belief in one short sentence. “Watch the youth.”

Reid, a trusted authority on revival and spiritual awakening, says that this generation offers great promise for North America. He believes that the seeds of the next great awakening may lie in the youth of today. Such an awakening could easily begin on the local church level.

“This coming generation wants a cause, and despite popular culture and media depictions of the entire youth culture as being one of gross negativity, the truth is this generation wants the truth. I have little hope for my generation, the Boomers, because we are so narcissistic I think the revival most of us seek is one to make us love ourselves more. Revival is about God, not about us. . . . I cannot predict a great revival because my ways are not God’s ways. But I do see promising signs in the thousands of youth to whom I speak annually.”

In his book, *Light the Fire: Raising up a Generation to Live Radically for Jesus*, Reid details the story of how God uses youth in revival. “Keep your eyes on this coming generation and the potential they have to claim the world for Christ,” he says.

Equal Access Act Fuels Growth of Christian Clubs on Campus

Today’s Christian youth are looking for a challenge. How is your church empowering them to reach their peers on campus?

Chapter 27 – Don't Forget the Youth

Involving them in your revival could be the first step to helping them develop an on-mission lifestyle that will bring glory to Christ and help spread the Word to campuses that are closed to church staff.

Campus-based Christian clubs are a growing sector of youth ministry that could be tapped by your congregation to help reach their classmates with the gospel. One milestone in the development of youth ministry has been the Supreme Court decision in 1990 to uphold the Equal Access Act, which specified the parameters of school-based Christian clubs. The leeway was broad, the court ruled, as long as all activities were student-initiated.

While student-led ministry had been advocated and practiced in some churches, the trend began to grow with the rise of movements like *See You at the Pole* and the organization of student-led Christian clubs. Today, such efforts are frequently central to church youth ministry strategy—and serve as an ideal arena for developing youth leaders.

The groups have also become more focused in their purpose. Many organizations in recent years have adopted a four-week cycle for their meetings centered not on fellowship, prayer, or Bible study—but on evangelism and making disciples. One of the latest organizational plans is the *FiSH!* strategy being promoted by the North American Mission Board (NAMB) in partnership with the evangelical organization *Campus Revolution*.

The *FiSH!* cycle begins with *focus week*, when students focus on how God is working in their lives and pray for the friends God is leading them to reach. During *inspiration week*, students are inspired in their mission by an outside speaker. Testimonies are shared during *share week*, and the cycle concludes with *hook week*, when invited students have an opportunity to hear and respond to the gospel.

That's been the experience with three Great Commission clubs in the public school system of Henderson, Kentucky. The youth minister at Zion Baptist Church lead his youth to sponsor the clubs to reach their peers for Christ. The three clubs, which were launched in the Fall of 1999, now average 250 every week. "I remember a time when youth ministers were content to play some games with the kids and try to slip Jesus into the program somewhere, but that's all changed today. I think the school shootings and September 11, 2001, have made a lasting impact on this generation. They are now convinced that if they don't reach their friends for Christ, who will?"

Where to go to Receive More Information on Campus Evangelism

- ***FiSH!***—A resource for students who lead evangelistically focused Christian clubs on public school campuses. *FiSH!* is a ministry of *Campus Revolution* in cooperation with NAMB.
- **Campus Missionaries**—Churches commission students to serve in the mission field of their public schools.
- **Time 2 Tell**—Students are encouraged to take seven days each spring to seek out non-Christians and provide them with an opportunity to respond to the gospel.

For more information on these and other opportunities, visit www.studentz.com.

The Jesus Movement and its ongoing legacy

Thirty years after its origin, this movement continues to change lives.

“What’s the lesson to be learned? Don’t neglect the youth in your church and their lost friends at school as you plan your revival. They can be a powerful force in shaping the spiritual direction of your community in the decades to come... While such movements gain tremendous attention at their height, their hidden strength is found in the longtime ministries that they spawn and the changed lives which continue to touch others with the gospel. Their momentum continues to create spiritual harvest decades later like a wave that travels across the ocean.”

—Malcolm McDow, Professor of Evangelism
Southwestern Baptist Theological Seminary

Most church leaders today can quickly identify with the Jesus Movement—one of the most powerful revivals of the last century. In the 1970s youth musicals like *Tell It Like It Is* and *Good News* were performed in almost every church with a youth group. The one way sign—an index finger pointed skyward—youth choir tours, guitars and drums in worship services, Christian coffeehouses, and Christian bumper stickers defined the day.

The long-lasting effects of revivals—whether on a small scale in a rural community or on the grand scale of a national revival—are frequently forgotten. The hidden strength of any such revival is found in the long-term ministries that they spawn and the changed lives which continue to touch others with the gospel. Their momentum continues to create a spiritual harvest decades later—like a wave that travels across the ocean.

The same harvest, on a different scale, can pay spiritual dividends in your congregation. The era of the Jesus Movement may have faded, but its legacy remains—virtually unknown to many. Here are some of today’s evangelical leaders and churches that were greatly influenced by that revival.

- **Horizon Christian Fellowship** in San Diego, California—This church began with 12 people and now has more than 6,500 worshippers each Sunday.
- **Harvest Christian Fellowship** in Riverside, California—This congregation, which began as a Bible study in 1972, has more than 12,000 members.
- **Elmbrook Church** in Milwaukee, Wisconsin—This church grew from 350 to 2,000 in 1972 as a direct result of the Jesus Movement. The large influx of young people led to several relocations and a reorganization of the church. Pastor Stuart Briscoe initiated small group ministries to assimilate new members.
- **Willow Creek Community Church** near Chicago, Illinois—Perhaps the most-studied church in America, and perhaps the largest in attendance with more than 15,000, Willow Creek began in 1972 with Bill Hybels and a few friends who formed the Son Company, a band that played high voltage Christian rock music. Hybels and others recognized the time was right for radical changes in ministry, observing, “It was the time of the Jesus People and One Way bumper stickers.”
- **Henry Blackaby**, author of the *Experiencing God* series, was in Canada during a mighty revival in 1970. “When I accepted the call to go to Saskatoon as a pastor, God used the prospect of a spiritual awakening there to affirm my call—a spiritual awakening that started there and spread all across Canada in the early 1970s.”

What’s the lesson to be learned? Don’t neglect the youth in your church and their lost friends at school. They can be a powerful force in shaping the spiritual direction of your community in the decades to come.

Chapter 27 – Don't Forget the Youth

Real World Examples of God at Work—Could it Happen in Your Church?

Revival at public school stirs 100 students to faith decisions

CARRIERE, Miss. [BP]—What started as a special presentation by the Pearl River Central High School's Fellowship of Christian Athletes (FCA) turned into a full-fledged revival that has transformed the Mississippi school and left school administrators astounded.

"It was the most incredible thing I've seen in all my years as an educator," said the Pearl River principal. "The meeting couldn't be stopped. You could tell something spiritual was happening in the lives of those students."

The revival started during a special program sponsored by the Carriere, Mississippi, school's FCA and attended by nearly 90 percent of the school's 670 students. The program was originally scheduled for one hour, but when the bell rang, the principal said there were more than 100 students standing in line to pray and make spiritual decisions.

So the principal did something that probably doesn't happen in normal public school settings—allowed the service continue. And continue it did for more than four hours. Through three class periods and lunch, students wept, prayed, sang and made amends with one another.

"It was heart-stopping," noted the principal, a member of a local Southern Baptist Church. "When I realized how many students needed to pray, I went ahead and let the program continue."

Following a hastily arranged telephone call to the school superintendent, the principal went back to the gymnasium where the revival was taking place. "Who was I to say to these students, 'Hey you aren't important. Go back to class.'"


And nearly one month later, the results of the revival are manifested in the hallways of Pearl River Central High. "I've had teachers and staff tell me how much better the students are," the principal said. "This has been a wonderful thing for our kids."

Looking Deeper

What Christian campus group did God use to bring revival to this high school? _____

What has been the response to the teachers following the spiritual revival in the lives of their students?

Calling People to Christ—The Invitation



The word *invitation* is never used in Scripture, but the concept is solidly rooted from Genesis to Revelation. The invitation is simply responding to a call from God. In the Garden of Eden God’s probing question to Adam, “Where are you?” is a form of invitation. In Revelation 22:17 (KJV) we read, “Whosoever will, let him take the water of life freely.”

An invitation is more than accepting Christ as Savior, though that is the most important response. The invitation includes any appeal to repent and respond to Jesus Christ. In a revival setting it is just as important to call believers to return to righteous living as it is to call the lost to repentance.

Of course, not everyone will respond to the invitation, but that is understandable. Whoever gives the invitation should not coerce his audience to accept Christ, but should encourage his audience to be faithful. It is the work of the Holy Spirit who does the convicting.

Roy Fish, in his book, *Giving a Good Invitation*, explains how invitations take a variety of approaches, both in content and delivery.

He states that the major emphases of the sermon should be stressed in the invitation. If an evangelist has preached on stewardship, the major emphasis of the invitation should be commitment to tithing or some other aspect of stewardship. If the evangelist has preached a message on the home, the invitation should include opportunity for commitment of homes to Christ. Such invitations could also include specific challenges such as family prayer or daily devotions.

Exhortation and Invitation

In giving invitations today, exhortation remains a viable part of the verbal appeal. Exhortation is a plea for action on the basis of sound reason. The following are incentives that appeal to a person’s felt needs.

- **The appeal to self-preservation.** Some psychologists maintain that mankind’s strongest instinct is that of self-preservation. What could speak more eloquently to this drive than the message of everlasting life? It is the unique privilege of the preacher of the gospel to show his audience that the kind of life which Christ offers will never have an end.
- **The appeal to the highest quality of life.** Paul Tillich has said that the three basic anxieties confronting modern mankind are guilt, meaninglessness, and death. People can find the answer to such anxieties through faith in Jesus Christ.
- **The appeal for recognition and acceptance.** In a day of unprecedented technical advances, where machines are replacing workers by the thousands, there is a severe lack of identity and recognition. Hearers of the gospel need to be reminded that God loves them enough to send His Son to die for them.

Chapter 28 – Calling People to Christ—The Invitation

- **The appeal to the desire for freedom.** One of the loud cries throughout human history has been the cry for personal freedom. However true, everlasting freedom can only be found in a personal relationship with Jesus Christ. There are millions of people living under oppressive dictatorships who are able to live above their circumstances because of the personal freedom they have through faith in Christ. John 8:36 (KJV) teaches, “If the Son therefore shall make you free, ye shall be free indeed.” Christ offers freedom from sin’s guilt because Christ has defeated the sin nature that has kept us in bondage.
- **The appeal to fulfillment.** The French philosopher Pascal has suggested that there is a God-shaped vacuum in mankind. Until God fills that vacuum the unbeliever will always feel empty. Only Jesus Christ can fill this vacuum and restore mankind to true happiness and fulfillment.
- **The appeal to adventure in life.** A basic drive for many is the desire for adventure. Many people need to be reminded that God designed life to be a wonderful adventure through a relationship with Him. He didn’t plan the Christian life to be a dull, monotonous routine. This exciting life is described in the book of Acts, where the enthusiasm of the new believers was contagious. Such a contagious faith is possible today for all who believe.

Types of Invitations

While the invitation is taking on a variety of forms in today’s worship services, it remains the unique opportunity to invite individuals to come to faith or to recommit to a holy lifestyle. Fish described a variety of invitations that help people respond to the call of the gospel.

- **Invitation to come forward to openly confess Christ.** In many evangelistic churches, the standard invitation is an invitation to come to the altar to accept Christ as Savior. This kind of invitation involves counsel and prayer with the pastor or decision counselor. The new believer is then presented to the congregation. This is the most commonly used invitation.
- **Invitation to go to an inquiry room for further counsel.** A second type of invitation, which has many advantages, is an invitation which makes use of counselors and a counseling room. In this approach, people are invited to come forward and either stand in the altar area or leave the auditorium with a counselor during the invitation.
- **Invitation to sign a card.** A third option is an invitation for interested people to fill out cards which are found in the back of the pews. On the card is a statement of acceptance of Christ, a request for more information on how to become a Christian, and a request for a personal visit from a staff member.
- **Invitation to raise one’s hand.** This approach is generally used during a time when the musicians are playing and the congregation has closed their eyes in prayer. This provides a level of privacy for the individual who does not want to be singled out in a room full of strangers. A public commitment can come later, after counsel with the pastor.
- **Invitation to pray at one’s seat.** A fifth option is for those who want to pray for repentance but don’t know the words to use in their prayer. In this approach, the pastor asks people to repeat his words as he leads them in a sinner’s prayer. A sample is:

Dear God, I know that Jesus is Your Son and that He died on the cross and was raised from the dead. Because I have sinned and need forgiveness, I ask Jesus to come into my life. I am willing to change the direction of my life by acknowledging Jesus as my Lord and Savior, and by turning away from my sins. Thank You for giving me forgiveness, eternal life, and hope. In Jesus’ name, amen.

Conclusion

Regardless of the style or approach, the invitation remains a great responsibility of believers in their interaction with unbelievers.

It is best to remember that it is not our ability to preach eloquent sermons or deliver rational defenses of the gospel which results in the conversion of souls. Our responsibility is to be faithful in proclaiming the gospel and asking the lost to respond to Jesus. It is the Holy Spirit's role to bring in the harvest.

The need for assimilation and mentoring—What are the beliefs of those who are joining your church?

In August 2002 George Barna surveyed 630 American adults—Christians and non-Christian alike—and asked them their view on various Christian beliefs. Here is what he discovered:

- Fifty percent embraced a works-based approach to salvation, agreeing that anyone who “is generally good or does enough good things for others during their life will earn a place in heaven.” Surprisingly, nearly 40 percent of self-professed Protestants also agreed with the statement.
- Seventy-four percent rejected the concept of original sin, believing that “when people are born, they are neither good nor evil, they make a choice between the two as they mature.”
- Forty-four percent agreed with the statement that “the Bible, the Koran, and the Book of Mormon are all different expressions of the same spiritual truth.”
- Fifty-nine percent believed that “the devil, or Satan, is not a living being, but is a symbol of evil.”
- Fifty-four percent embraced a key concept of relativism, agreeing that “truth can be discovered only through logic, human reasoning and personal experience”

The poll reveals the need for a solid program of assimilation to build strong believers who will be well grounded in Scripture—and grow to be soul-winners in their own right.


Bread and Jam for Jesus!

While this chapter focuses on the end of the service—the invitation—it is important to consider a way to make visitors feel welcome at the service. Being in a room filled with strangers for the first time is unnerving for most individuals, and this special touch will go a long way in making your guest feel at home.

During the welcome at the start of the service, ask any first-time visitors to raise their hand to receive a special gift. Then have the ushers to distribute the *Bread and Jam Packet*, which had been pre-assembled by volunteers.

This gift is very simple to assemble. Locate a small cloth sack that can be imprinted with your church name and phone number. Place a daily devotional guide of your choosing in the sack to serve as the daily bread portion of the gift. Along with the devotional, place a medium-size jar jam, a guest registration card, and an ink pen with the church's name and phone number in the sack. The card can be completed and dropped into the offering plate later in the service. When a follow-up visit is made later in the week, bring a plate of homemade cookies or muffins to leave as a hospitality gift.

Counseling Those Who Make Decisions



Counselor Training

The person who counsels a lost person about salvation participates in an event God planned before the foundation of the world (see Ephesians 1:4-5) and for which Jesus died on the cross (1 Timothy 2:4-6). What must a Christian do to adequately prepare to counsel those seeking salvation?

The pastor should take the lead in selecting and training decision counselors. Some recommend having children, youth, and adult counselors equal to four percent of Sunday school attendance. Others recommend ten percent of anticipated evening attendance. Counselors should conform to New Testament standards for personal witnesses, and they need instruction in the following areas.

When do I come forward for the invitation?

Decision counselors should come to the front of the worship center as soon as the musicians begin playing the invitation hymn.

Where do I go when I come forward?

Decision counselors should arrange themselves so that they are divided across the front of the worship center. Bunching up on one side may block aisles and discourage lost people from coming for counseling.

How will a seeker be assigned to me?

Generally, it is best to assign males to males and females to females. The pastor will assign decision counselors to seekers. He should have two team members who will help him with this.

Where do I counsel?

Use a room that is easily accessible, large enough to be comfortable, and isolated enough to be private. It may be necessary to use more than one room.

What do I say?

The North American Mission Board's (NAMB) *Personal Commitment Guide* is an excellent tool for training counselors in handling the decisions they will face during the invitation.

Chapter 29 – Counseling Those Who Make Decisions

How do I counsel children?

NAMB's *God's Special Plan for Children* training materials are an excellent tool for training children's workers in leading children to Christ.

How do I lead a person in a sinner's prayer?

Ask the seeker to silently read a sinner's prayer. Ask, "Does this prayer say what you want to say to God now?" and allow the seeker to read the statement and respond. If they reply in the affirmative, the counselor should pray for the seeker first, asking God to give the seeker understanding, repentance, faith, and total surrender to Christ. Once the counselor has prayed, then the seeker should pray.

What information do I record, and what do I do with the decision card once it is completed?

The counselor must record accurate and comprehensive contact information for the seeker. This should be turned in for administrative and follow-up use to the pastor or the appropriate team member.

What are my spiritual and legal responsibilities if I learn the seeker is contemplating suicide or suffering from or inflicting physical or sexual abuse?

Most issues decision counselors will deal with can be kept confidential. Some, however, such as suicide and abuse in its various forms, pose special challenges. Spiritually, all believers are to offer compassion and appropriate instruction to those humbly seeking God's help in these areas. Legally, responsibilities vary from state to state. Churches can learn their legal responsibilities by contacting their state's Baptist convention offices.

How do I initiate follow-up?


Each church must have a follow-up strategy in place to orient new believers to the Christian life prior to the beginning of the revival. The best approach is to:

1. Connect the seeker to an age-appropriate Sunday School class.
2. Communicate New Testament expectations of new believers.
3. Conduct new believer training as soon as possible. This training should address the biblical doctrines of salvation and assurance, the importance of baptism, what God expects of church members, and how to lead others to Christ.

Follow-Up

Decision counseling is just the beginning of the discipling process for the new believer. A biblical plan for follow-up can be found in the next chapter of this manual.

Let's Follow a Biblical Plan for Follow-Up



Here's what is working at First Family Church (FFC), Antioch, California

By Larry Webb, pastor

Here are some strategic steps that we use to begin the discipling process of a new convert at our church. First, immediately after their salvation experience we present the new believer with a Bible, complete with the Old and New Testaments—not something inexpensive—along with a handwritten statement on the inside that describes the moment of their conversion. The new Christian then signs that statement documenting their commitment to Jesus Christ.

*Afterwards we give them a small booklet to read entitled **Ten First Steps for a New Christian**. In addition, he or she is presented with a cassette tape containing a message on baptism and is encouraged to listen to it as soon as it is convenient. Before the next scheduled baptism service a personal letter is sent out to the new convert, encouraging them to go public with their salvation through experiencing a water baptism.*

*The new Christian is then strongly encouraged to enroll in a small group discipleship class no larger than eight people. This class, called DISC 101, is not the same as Rick Warren's model. DISC is an acronym that represents **Disciples that are Intentionally and Strategically Created**. It is a 16-week program, complete with serious homework, and it covers all the basics from essential doctrine to spiritual disciplines. It's basically spiritual boot camp and radically accelerates the new converts' maturity curve.*

At some point in this process, the new Christian is also encouraged to sign up for a four-hour class held on Saturday mornings called "Discovering First Family Church." If, after completing this class, the new saint desires to become a member of FFC, he or she is scheduled to be interviewed by two directors, signs a membership covenant, and is then scheduled to be presented at a designated morning service as the newest member of the congregation.

The individual is then invited to attend a new member's reception dinner held once a quarter in someone's home. Key members of the leadership team, including myself, are present to welcome the new members into the church.

The new convert is then encouraged to continue in the small group DISC classes, such as 201 and 301, and to participate in other small group electives.

Chapter 30 – Let's Follow a Biblical Plan for Follow-up

Time Out!

What are the four steps which pastor Larry Webb uses to assimilate new believers into the life of his congregation?

1. _____
2. _____
3. _____
4. _____

The Great Commission does not say, “Go therefore and make converts.” It says, “Go therefore and make disciples.” The key to follow-up is not doctrine but assimilation—bringing the new believers into the fold.

Why is assimilation so important? Because new Christians need to know they are part of a family of believers who are walking down the same road as they grow in the likeness of Christ. They need to know where to call when they stumble in their spiritual walk. They need to be mentored by someone who understands their struggle; and they need to know how to address life's tough questions from a biblical perspective.

Doctrine is important, but without being grafted into the life of the fellowship and being mentored, the dangers are many. Recent studies reveal that if a new believer does not become involved in a small group shortly after their conversion, they will be out of the church within six months. There is a very good reason for this—they lack the biblical understanding to provide a solid foundation for their new lifestyle.

And what kind of belief systems are these people bringing with their conversions? A recent study of American theological beliefs by noted Christian researcher George Barna revealed that 79 percent of Americans profess a belief in the Trinity, while 74 percent reject the concept of original sin. Another 59 percent say Satan is merely a symbol of evil, while nearly 80 percent believe in the eternity of the soul.

Such mixed beliefs can only be addressed when these individuals profess faith in Christ and begin to study what the Bible teaches. Otherwise, they remain largely unregenerate—with little knowledge of Christ's saving power. Matthew 28:18-20 includes clear directives to make disciples, baptize them, and teach them. That is best accomplished through getting the new believers involved in small groups—not just programs that keep them busy.

Once a person joins a church, continued contact with believers is important to assimilation.

- **The first 10 minutes** are vitally important because the person needs assurance and growth. They need the assurance of repentance, faith, Lordship, and prayer. They need the church, God's Word, and to learn to witness.
- **The first week** is important in receiving contacts from the church. The pastor, deacon, and a Sunday school teacher should make some form of contact. While telephone or e-mail is acceptable, at least one contact should be a personal visit.
- **The first month** should include new-believer studies. The Sunday School teacher or outreach leader should show the person special attention.

An intentional effort to assimilate new members will result in a larger percentage of people retained in the congregation and will close the back door through which many exit the church.

Real World Examples of God at Work—Could it Happen in Your Church?

Teen's death stirred peers; area-wide revival under way

HINDMAN, Ky. [BP]—A revival that began after the death of a popular cheerleader last year has resulted in more than 90 people accepting Christ as Savior the past two months.

The pastor of First Baptist Church, Hindman, Kentucky, said the latest move of God began at a Sunday night youth service March 9. After ten youth were saved, he urged the church to continue the ministry to teenagers. That led to ongoing Sunday night youth services, with at least two people saved each week.

“It’s rocking this whole county,” the pastor said. “We’re having cross-denominational attendance in church. It’s incredible how churches are reaching across denominational lines.”

The services feature skits, mime, interpretive dance, music and preaching. Commonly lasting at least two hours, they recently inspired “afterglow” meetings that sometimes run until midnight.

The latter provide additional opportunities for testimonies and music from “Burnt Offering,” a contemporary Christian band of First Baptist youth who gave their debut concert several weeks ago.

Of the salvations registered since early March, almost 90 percent have been teens. Three dozen of the converts had been baptized by April 27.

To follow up on these decisions, First Baptist established a “Nehemiah Team” of adults to disciple the youth converts. The church also has a new believers’ Sunday school class.

Looking Deeper

What special approaches, in addition to music and preaching, did this congregation incorporate into their youth services to help communicate the gospel to the youth?

S_____ M_____ I_____ D_____

What steps did First Baptist take to disciple the new believers?

They created a N_____ T_____.

Resources



To order these products call toll free 1-866-407-6262 or visit our online store at www.nambstore.com. The product code is listed beside each item.

ACTS 1:8 KIDS

Being an ACTS 1:8 KID is a special calling! Following the four basic “rules” makes it easy for kids to share Jesus with people near them and people around the world.

- **ACTS 1:8 KIDS Childrens Resource Kit (0840096879)**
Materials include a leader’s guide, video, audiocassette, ten copies each of the younger and older children pupil’s books.
- **ACTS 1:8 KIDS Leaders Guide (0840096968)**
Guidelines for sharing Jesus with children. Contains multiple instructional settings, learning activities, and hands-on experiences for exploring what it means to be an ACTS 1:8 KID
- **ACTS 1:8 KIDS Pupil Book — Younger Children, Grades 1-3 (0840096976)**
This illustrated workbook outlines the principles for being on mission for Christ through hidden message puzzles, secret codes, mazes, and word searches guide children through a discovery of what it means to be.
- **ACTS 1:8 KIDS Pupil Book — Older Children, Grades 4-6 (0840096984)**
This interactive workbook explains the four basic rules to being on mission and describes the nine mission fields. Word scrambles, plan of salvation matching games, and Bible verse puzzles make it easy for children to gain confidence as they prepare to witness to their friends.

AREA CRUSADE MANUAL

An area crusade is a coordinated effort of churches in a specific geographic area working together to share the gospel of Jesus Christ. This comprehensive manual provides a blueprint to help all areas of the crusade work in unison. It also outlines the framework for establishing a budget, organizing committees, and recruiting personnel.

BEGINNING STEPS: A GROWTH GUIDE FOR NEW BELIEVERS

A personal study guide for new Christians after they make their profession of faith. Workbook provides answers to common questions, helps new Christians establish a daily Bible study plan, and encourages new Christians with the Word of God.

084008773X - KJV

0840087721 - NIV

0840087993 - Spanish

ETERNAL LIFE WITNESSING BOOKLET

Over 20 million sold! This witnessing booklet powerfully explains the plan of salvation.

0840012616 - KJV

0840012608 - NIV

0840088221 - Spanish

Good New for the Deaf (0840087535)

This basic English witnessing booklet uses illustrations in sign language.

HEARTCALL

HeartCall seeks to find women with a passion for God, train them to make a difference, and network them to carry out the task of bringing Christ to the world.

- **HeartCall: Women Sharing God's Heart (0840085117)**

This four-week study of Colossians 4:2-6 trains women in prayer and lifestyle evangelism. The workbook includes a section for leaders to go along with the four sessions. Each session includes an introductory drama, instructional time, prayer group time, and an assignment to complete outside of class.

- **HeartTalk Tract (0840085079)**

An evangelistic witnessing booklet for designed especially for women. It's perfect for one-on-one sharing or as a decision counseling tool at women's events and church services.

HERE'S HOPE ROMAN ROAD TRACT

A traditional method for sharing the plan of salvation is leading nonbelievers through the book of Romans, highlighting the key verses that explain how to find new life in Christ. This beautifully illustrated tract focuses on these key verses to finding hope, often called the "Roman Road." The gospel presentation is laid out on a map background that leads readers down the path to eternal life.

0840012632 - KJV

0840012624 - NIV

THE NET

The NET is an exciting mentor-apprentice strategy that helps you share your faith in the twenty-first century. Easily customized, The NET teaches individuals to effectively tell the story of how Christ changed their lives. This user-friendly, easy-to-learn strategy requires no certification.

- **The NET Complete Kit (0840096593)**
Contains everything you need to begin The NET in your church: Leader Guide, Mentor Handbook, Apprentice Manual, The NET tract, Tool for Locating and Cultivating Evangelistic Prospects, devotional guide, survey, training video, and testimony card.
- **The NET Mentor Handbook (0840096607)**
Detailed handbook on how to mentor effectively. Includes information on the mentor life, material for the mentor to communicate to apprentices, information for reaching our culture, and help in growing and maturing spiritually.
- **The NET Apprentice Manual (0840096623)**
Motivational, interactive guide with weekly assignments and responsibilities, as well as practical tips to help the apprentice grow spiritually and become an effective lifestyle witness.
- **The NET Your Story: How Will It Turn Out? Witnessing Tract (0840096631)**
Easily understood, this powerful tract is designed to be used alone or with help from a witness.

PERSONAL COMMITMENT GUIDE

A powerful help in worship services, revivals, or crusades for counseling people who are interested in making a decision to accept Jesus Christ as their Savior or who are unsure about aspects of their Christian walk. The foldout pamphlet covers the areas of salvation, baptism, church membership, assurance of salvation, rededication, and commitment to full-time Christian service. Questions are answered with Scripture and focus on God's purpose, our needs, God's provision, our response, and, ultimately, our commitment to Christ.

0840087233 - KJV

0840087136 - NIV

0840087241 - Spanish

0840096437 - Students

0840087128 - Children, World's Greatest Adventure

PRAY FOR SERIES

Let this 40-day format remind you to consistently intercede for others through prayer.

0840011954 - Pray For Your Family

0840011962 - Pray For Your Pastor

0633010898 - Pray For the President

PRAYER GUIDE FOR ASSOCIATIONS AND CHURCHES RESOURCE KIT

This practical resource is designed to assist association and church prayer leaders in reclaiming the church as a house of prayer with a passion for the lost. Includes job descriptions for prayer coordinators, samples of association prayer strategies, masters for overhead cells, and a CD-ROM with PowerPoint presentations. Henry Blackaby calls this resource kit, “One of the finest, most comprehensive, and practical” resources available and “a must for state, provincial, association, and church prayer leaders.”

0840096542 – This product is available for free at www.namb.net/prayer

PRAYING YOUR FRIENDS TO CHRIST

These resources will help church members pray for lost friends and acquaintances. This material presents the reasons we must pray faithfully, eight specific prayers for the lost, ideas for forming a prayer team, and a prayer list.

Pocket Guide

Training Guide

SHARING GOD’S SPECIAL PLAN WITH CHILDREN

These materials are designed to teach adults to recognize when a child is ready to receive Christ and to guide him or her in sharing the gospel with the child.

- **Sharing Gods Special Plan With Children Leader’s Kit (0840087209)**

Includes materials to train church leaders and parents to use the Sharing God’s Special Plan materials. Includes one copy each of the user’s guide, training manual, witnessing booklet, card set, and 45-minute training video. (Card set and video not sold separately.)

- **Sharing Gods Special Plan Children’s Witnessing Booklet (0840087225)**

This interactive booklet contains questions to help adults determine if the child is ready to receive Christ. Children actively participate in the gospel presentation by answering the questions and writing in the booklet. Most important, the booklet uses age-appropriate scriptures through which the Holy Spirit can bring conviction and children can gain an understanding of God’s special plan for their lives.

SHOW AND TELL

If there's one thing that kids know how to do well it's show and tell. Now parents and teachers can take children's storytelling "know-how" and teach them to "show and tell" the plan of salvation to others.

- **Show And Tell Sticker Book (0840096453)**

Children's love of stickers makes this strategy easy and fun! As children read the plan of salvation they add special stickers to their personal booklet. The stickers become reminders of key verses that explain how to ask for forgiveness of sin and ask Jesus into your heart. A special "Spiritual Birth Certificate" page is included and can be filled out when the child accepts Jesus as Savior.

- **Show And Tell Bookmark (0840096488)**

Older children can use these bookmarks to share Jesus with their peers. Each bookmark uses color splashes to illustrate the plan of salvation. After explaining what each color represents, the student can give the bookmark as a tract.

TAKING PRAYER TO THE STREETS

Put on your walking shoes. It's time to reclaim our streets and neighborhoods for Christ! Taking Prayer to the Streets is an intentional coordinated effort to pray for and share Jesus with every person in a chosen geographical area or cultural community. It includes prayerwalking, biking, driving, flying, skating, and every other possible form of transportation.

- **Taking Prayer to the Streets: Prayer Journeys Resource Kit**

These sessions share information on biblical prayer and planning prayerwalks/prayer journeys that involve the entire church through field teams and support teams. Sessions are designed to be covered in either group or personal study.

- **Taking Prayer to the Streets: Prayer Journeys Pocket Guide**

Individual pocket resource can be carried with each walker to encourage and provide helpful information. Guide offers prayer outlines, support scriptures, and ideas for building field teams, witnessing to unbelievers, and gathering follow-up information and prayer requests.

YOUR LIFE: A NEW BEGINNING (0633010499)

Use this tract in a one-on-one conversational approach to witnessing, or use it as a "mass distribution" tract. The text and diagrams are simple and the gospel presentation is easy to follow. The only preparation you'll need to use this tract is prayer. A unique feature is the expanded follow-up material; the popular six-day "Let the Celebration Continue" Bible study guide is printed at the end of this tract to help get the new Christian started off right.



*NORTH AMERICAN
MISSION BOARD*

4200 North Point Parkway
Alpharetta, Georgia 30022

A Southern Baptist Convention agency supported by the
Cooperative Program and the Annie Armstrong Easter Offering®

For general information, call (770) 410-6000 or visit
www.namb.net. To order materials, call Customer Service Center,
1 866 407-NAMB (6262), fax, (770) 442-9742,
or visit www.nambstore.com.